

**PROGRAMME EXPOSURE,
SEXUAL MIXING, CONDOM USE AND
ANAL SEX AMONG FEMALE SEX WORKERS
IN GUNTUR DISTRICT, ANDHRA PRADESH**



CHARME Working Paper No. 9
April 2010

**PROGRAMME EXPOSURE, SEXUAL MIXING,
CONDOM USE AND ANAL SEX AMONG FEMALE
SEX WORKERS IN GUNTUR DISTRICT, ANDHRA
PRADESH**

**Rajaram S
Tara Beattie
Jaychandran AA
Catherine Lowndes
Michel Alary
Janet Bradley**

**CHARME Working Paper No. 9
April 2010**

The CHARME Project is a project of the Centre Hospitalier *affilié* Universitaire de Quebec (CHA), Quebec, Canada. Key partners in this project are Imperial College London UK, the London School of Hygiene and Tropical Medicine, London UK, the University of Manitoba, Winnipeg Canada, St John's Medical College (St John's Research Institute) Bangalore India, and the Karnataka Health Promotion Trust (KHPT), Bangalore India

Table of Contents

ACKNOWLEDGMENTS	6
ACRONYMS	7
EXECUTIVE SUMMARY	8
BACKGROUND	11
The HIV epidemic in India	11
The India AIDS Initiative, Avahan	11
Sex work in Andhra Pradesh	11
NGO interventions in Guntur District	12
Monitoring and evaluation of Avahan programmes	14
METHODS	16
Definitions	16
Study design and sampling framework	17
Special behavioural survey questionnaire	17
Informal confidential voting interviews	17
Ethical approval	18
RESULTS	19
Study population	19
Demographic characteristics (FTFI)	19
Sex work characteristics (FTFI)	20
Non-commercial sexual partners (FTFI)	21
Most recent sex partners (FTFI)	22
Repeat clients (FTFI)	22
Condom use with commercial clients (FTFI)	22
Condom use with most recent sex partners (FTFI)	23
Condom use with non-commercial sexual partners (FTFI)	23
Condom breakage and slippage (FTFI)	24
Anal sex (FTFI)	25
Alcohol use (FTFI)	26
HIV / AIDS knowledge (FTFI)	27

Injections (FTFI)	27
NGO knowledge and behaviours (FTFI)	28
STI clinic knowledge and access (FTFI)	29
FTFI and ICVI analysis	29
DISCUSSION	31
High rates of NGO programme exposure	31
High rates of reported condom use with clients	31
Low rates of reported condom use with regular partners and evidence of sexual mixing	32
High rates of anal sex	32
Injecting practices and alcohol use	33
Study limitations	33
Conclusions	34
TABLES	
_34	
APPENDICES	
133	

ACKNOWLEDGMENTS

The authors would like to thank all the women respondents who gave their time and participated in this study. We also wish to thank staff of CMS (Centre for Media Studies) for conducting the fieldwork, in particular Mr Ganesh, Dr Balasubramanian and Uma Devi Vanti, consultant. We would also like to thank the staff of Hindu Latex Family Planning Promotion Trust (HLFPPT) and the Andhra Pradesh AIDS Prevention Society (APSACS). We are grateful to the staff of Chaitanya Mahila Mandali who assisted us. Thanks are also due to members of local NGOs including, Abyudaya Mahila Mandali; Kothapeta Mahila Mandali; Needs Serving Society; and Gramasiri. Experts from the Indian Institute of Family Welfare (IIHFW), APSACS, Family Health International (FHI), HLPPT, and PATH also provided their inputs for the training of the field workers.

This research was made possible with financial support from *Avahan* of the Bill & Melinda Gates Foundation.

ACRONYMS

AIDS	Acquired Immune Deficiency Virus
AP	Andhra Pradesh
APSACS	Andhra Pradesh State AIDS Control Society
BMGF	Bill & Melinda Gates Foundation
FSW	Female sex worker
FTFI	Face to face interviews
HIV	Human Immunodeficiency Virus
HLFPPT	Hindustan Latex Family Planning Promotion Trust
ICVI	Informal confidential voting interviews
NGO	Non-governmental organisation
SBS	Special behavioural survey
STI	Sexually transmitted infection

EXECUTIVE SUMMARY

Background

India has an estimated 2.3 million people infected with HIV, with unprotected paid sex a key factor in its continued spread, particularly in the southern states. Andhra Pradesh in south-east India has an adult HIV prevalence rate of 1.0% and is one of two states in India most severely affected by the HIV epidemic. Guntur district in Andhra Pradesh has over 10,000 female sex workers (FSW) and 21.2% are estimated to be HIV infected. The India AIDS Initiative, *Avahan*, of the Bill & Melinda Gates Foundation (BMGF) was established in 2003 with the aim of slowing down the HIV epidemic in India through targeted, integrated large-scale HIV prevention programmes with high-risk populations such as FSWs in six high prevalence states of India. The two major FSW HIV/AIDS prevention program implementing agencies in Guntur district are the Andhra Pradesh state AIDS control society, APSACS (established in 2000), and the Bill & Melinda Gates Foundation-funded Hindustan Latex Family Planning Promotion Trust (HLFPPT) (established in 2004).

As part of monitoring and evaluation of the *Avahan* programmes, quantitative ‘special behavioural surveys’ (SBS) were conducted with FSWs to examine sex work characteristics, condom use and sexual behaviours with regular partners and clients, alcohol and drug use, and knowledge and use of the HIV prevention programme’s services.

Subjects and methods

This quantitative study was conducted with FSWs in Guntur district in January 2007. Face to face interviews (FTFI) (208) and informal confidential voting interviews (ICVI) (207) were conducted with FSWs. The sampling methodology adopted was the same as for the IBBA surveys. Women were selected from across Guntur district using cluster random sampling, with numbers in each cluster proportional to total population size estimates. Questionnaires were conducted in the main language, Telugu, by trained researchers. Data was double-entered in Microsoft Access and analysed using Stata, version 10.

Results

A total of 415 FSWs participated in this study (208 FTFI, 207 ICVI) and participation rates were high (97%). The mean age of participants was 30 years (IQR: 25-35 years) and the majority (66%) were illiterate. Most participants were either currently married (35%) or had previously been married but were now separated, widowed, divorced or had been deserted by their husband (58%) (FTFI).

In the FTFI, 45% of participants solicited clients at home, 34% in a public place and 21% were brothel-based. Participants reported selling sex for an average of 15 days each month (IQR:10-20 days) and entertained on average 3 clients per working day (IQR: 2-4

clients). Most women (64%) said they solicit clients through middle-men or brokers, with the rest soliciting clients independently. Compared to elsewhere in India, FSWs said that they were frequently asked for anal sex by both clients and regular partners (97% ever asked for anal sex). More importantly, 33.1% of participants in the FTFI and 46.0% in the ICVI reported having had anal sex with a man at some time. Reported condom use during vaginal sex with clients was reasonably high, with virtually all FSWs (97%) in the FTFI and 81% of FSWs in the ICVI saying they used a condom during sex with their last client, and 97% in the FTFI and 88% in the ICVI reporting using a condom at last sex with their most recent repeat client.

Approximately two-thirds of FSWs (62%) had a husband or a main cohabiting partner and one half of participants (53%) said they had a non-commercial sexual partner (who was not a husband or cohabiting partner). Despite nearly half of participants (46%) saying that that they were aware their husband or cohabiting partner also had sexual relationships with other women and 82% of FSWs saying this of their non-commercial sexual partner (who was not a husband or cohabiting partner), reported condom use with these men was extremely low; only 10% said they always used a condom with their husband / cohabiting partner and only 30% reported always using a condom with their most recent non-commercial sex partner (who was not a husband or cohabiting partner).

Awareness of the NGO prevention programme was high with >90% participants reporting previous contact with a peer educator, witnessing a condom demonstration, receiving condoms and accessing the STI clinic. In addition, 72% said they had received a 'grey pack' containing 1g Azithromycin and 400mg Cefiximine for presumptive treatment of chlamydia and gonorrhoea. Most participants had heard of HIV/AIDS and 88% said they had previously attended HIV Voluntary Counselling and Testing services. However, only one quarter said that the project STI clinic was the place they would usually go to access health services and only one half of participants had accessed a project drop-in centre.

There was some evidence of collectivisation and community mobilisation with 14% of participants reporting that they work for one of the NGOs, either as a paid worker or as an unpaid volunteer. However, poor mental health was also evident among the study population with around one third of FSWs saying they were usually under the influence of alcohol during sex. Alcohol use among the various male partners was also reported to be common (58-87%).

Interestingly, results from the ICVI were comparable with results from the FTFI for most outcome variables. However, FSWs in the ICVI were less likely to report consistent condom use with clients and were more likely to report having had anal sex compared with participants in the FTFI.

Discussion

In this study with 415 FSWs in Guntur district, there was clear evidence of substantial sexual mixing occurring between FSWs, their non-paying partners and others, with high

frequencies of sexual intercourse between FSWs and their non-commercial partners, low rates of condom use, and a substantial proportion of non-commercial partners engaging in concurrent sexual relationships with others (including their wives). Taken together, these data suggest that in Guntur district where around one fifth of FSWs are estimated to be HIV-infected; despite extensive FSW HIV prevention programming, new HIV/STI infections are likely continuing to occur. In addition, data from the qualitative studies conducted in Guntur district suggest a high proportion of the anal sex acts reported here are unprotected, posing an additional risk for HIV/STI acquisition. Programmatic interventions to address low condom use with non-commercial partners and high rates of unprotected anal sex are clearly needed. In addition, the common use of alcohol reported by this population suggests that poor mental health is a problem amongst FSWs in Guntur district, which needs to be addressed.

Participants had good awareness of the NGO programmes and a high proportion of FSWs reported accessing these services. However the project STI clinical services were not regarded as key health service delivery points and use of the drop-in centres was relatively low. Strategies which increase the use of the NGO clinical and non-clinical services are also recommended.

BACKGROUND

The HIV epidemic in India

India is the second most populous country in the world and has an estimated 2.3 million people living with HIV / AIDS (National AIDS Control Organisation (NACO) 2008; UNAIDS 2008). The epidemic is highly heterogeneous with HIV prevalence rates highest in the four southern states of Andhra Pradesh, Karnataka, Maharashtra and Tamil Nadu, and the two north-eastern states of Manipur and Nagaland (National AIDS Control Organisation (NACO) 2007; National AIDS Control Organisation (NACO) 2008). Unprotected paid sex is thought to be a key factor in its continued spread, particularly in the southern states, where rates amongst female sex workers (FSW) have reached over 30% in some districts (National AIDS Control Organisation (NACO) 2008). Indeed, mathematical modelling suggests that HIV prevention interventions targeted at female sex workers alone could halt the HIV epidemic in this country, if applied at sufficient scale and quality (Nagelkerke, Jha et al. 2002).

The India AIDS Initiative, Avahan

The India AIDS Initiative, *Avahan*, of the Bill & Melinda Gates Foundation (BMGF) was established in 2003 with the aim of slowing down the HIV epidemic in India through targeted, integrated large-scale HIV prevention programmes with high-risk populations in 83 districts in the six high prevalence states of India and in 17 sites along the National Highways (Avahan 2008). The programmes target FSWs and their clients, men who have sex with men (MSM), Hijras (transgendered people) and injecting drug users (IDUs) and are tailored to the local situation and needs. Key programme components include: (i) focused HIV and STI prevention peer education outreach, with an emphasis on condom promotion and provision, (ii) behaviour change programs for HIV and STI risk reduction among regular partners of FSWs, (iii) improved quality and accessibility of high-quality STI management services for FSWs and their partners and (iv) key population (FSW / MSM / transgender) collectivisation and community mobilisation.

Sex work in Andhra Pradesh

Andhra Pradesh (AP) is situated in the south-east of India and has a population of 76 million people (2001 census). The capital of the state is Hyderabad and Telugu is the main language spoken. It is a predominantly Hindu state (84%), with Islam (9%) and Christianity (5%) also practiced (2001 census). It is a major business destination and in the top quartile in India on economic and social indicators. Despite this, AP has an estimated HIV prevalence of 0.97% amongst the adult population with the rich delta districts most affected. Along with Maharashtra, AP is the state in India most severely affected by the HIV epidemic (National AIDS Control Organisation (NACO) 2008).

Guntur district in AP is one of the delta districts, situated on the east coast of India, on the Bay of Bengal (Figure 1). The main agricultural products of this region are rice, tobacco, cotton and chillies and it is the third richest district in AP. The district has a population of

approximately 4.5 million people and is divided into 57 mandals.¹ Baseline mapping of the sex worker population in 2004/2005 by the local implementing NGO's estimated that over 10,000 females sell sex in Guntur district (Hindustan Latex Family Planning Promotion Trust (HLFPPT) 2008). Guntur district has high HIV prevalence rates among high risk groups, with 21.2% of FSWs and 13.1% MSM estimated to be HIV positive (Indian Council of Medical Research and Family Health International 2007; Ramesh, Moses et al. 2008).

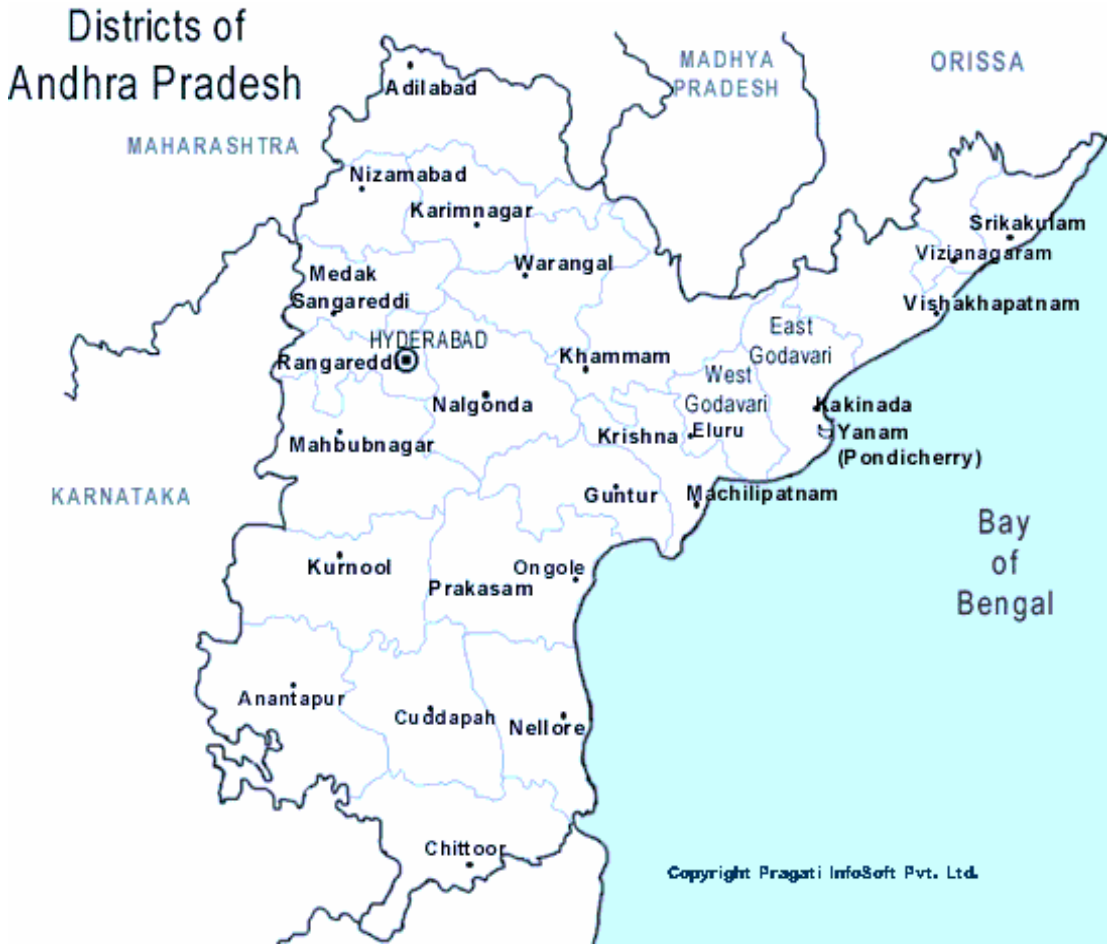
NGO interventions in Guntur District

The Andhra Pradesh state AIDS control society, APSACS, and the Bill & Melinda Gates Foundation-funded Hindustan Latex Family Planning Promotion Trust (HLFPPT), are the two major HIV/AIDS prevention program implementing agencies in Guntur district. Interventions in the district were launched in 2000 by APSACS, targeting FSWs and truckers. ASPACS programming focused on three large towns where 45% of the total FSW population were estimated to be based. Avahan started its HIV/AIDS prevention programme in partnership with HLFPPT in January 2004 and works with sex workers in the remaining 47 of the 57 mandals where APSACS did not have significant programme presence. HLFPPT is estimated to work with 55% of FSWs in the district and provide STI clinical services through programme owned clinics. In addition, HLFPPT supports ASPACS interventions through provision of STI clinical services and drop-in centres in the ASPACS mandals (Figure 1). Four FSW HIV /AIDS NGOs operate in Guntur district under HLFPPT / ASPACS: Abyudaya Mahila Mandali, Kothapeta Mahila Mandali, Needs Serving Society and Gramasiri.

The main project objectives have been to (i) empower the key population to adopt safer sex practices and treatment seeking behaviour through behaviour change communication, (ii) reduce the incidence of STI's through improved testing and treatment services, (iii) increase the correct and consistent use of condoms through appropriate social marketing interventions and (iv) increase correct and consistent use of condoms amongst high risk males (clients).

¹ A mandal is an administrative area, like a sub-district.

Figure 1



Monitoring and evaluation of Avahan programmes

To monitor and evaluate the impact of the Avahan funded programmes, Avahan supports a series of surveys that measure changes in behaviours, STIs and HIV in the target population. These observational data provide parameter estimates for mathematical modelling that can estimate the number of HIV cases averted in high risk groups and the general population. The surveys include (i) Cross sectional studies termed 'Integrated Biological and Behavioural Assessments' (IBBA) which involve STI/HIV testing and face to face questionnaires with members of high-risk groups and their clients, (ii) similar but more in-depth cross sectional behavioural studies termed 'Special Behavioural Surveys' (SBS) (which have quantitative and qualitative components) and general population surveys (GPS) and (iii) regular behavioural tracking surveys (Avahan 2008).

The baseline IBBA study conducted in May 2006 (Indian Council of Medical Research and Family Health International 2007), found the mean age of FSWs was 31 years and the majority (61%) were illiterate (Ramesh, Moses et al. 2008). In this study, FSWs in Guntur often had small children to support, were usually unskilled and often divorced, widowed or separated from their husbands leaving few economic alternatives for survival. Thus, the majority of FSWs are home-based (45%) or street-based (35%), with a minority soliciting sex in brothels (14%) (Ramesh, Moses et al. 2008). Exposure to the HIV prevention programme was high with 95% reporting contact by a peer educator in the previous month and 84% reporting visiting the NGO STI clinic in the past 3 months. Eighty-five percent reported consistent condom use with clients and 15% with their regular partner. Eleven percent were infected with syphilis, gonorrhoea and / or chlamydia and 21.3% were HIV infected (Indian Council of Medical Research and Family Health International 2007).

A qualitative SBS study was conducted by the CHARME project with 60 FSWs in Guntur in February and March 2009. This study revealed that, following police raids and the closure of brothels by the police in recent years, sex work had been driven underground and few women now solicit sex in brothels. Thus, in recent years sex work has changed in Guntur district, with clients now solicited by sex workers from their homes, often using mobile phones, or at their workplace rather than in brothels or public places, and clients most frequently requesting anal and oral sex, instead of vaginal sex. In addition, despite extensive education outreach by peer educators and frequent contact with clinical staff at the NGO and VCT services, few participants had accurate knowledge about HIV/AIDS, with the majority reporting unprotected anal intercourse with their clients. Most FSWs were unaware that unprotected anal intercourse put them at risk of HIV or other STIs. In addition, many FSWs reported daily alcohol use, often to escape from feelings of depression and hopelessness (Beattie, Shetty et al. 2009).

Purpose of this study

In addition to these IBBA quantitative surveys and SBS qualitative surveys with FSWs in Guntur, this quantitative study was conducted using face to face interviews (FTFI) with 208 FSWs and informal confidential voting interviews (ICVI) with 207 FSWs in January 2007. The FTFI comprised a detailed questionnaire whereas the ICVI comprised a short questionnaire covering demographic characteristics followed by a short questionnaire of twenty key behavioural questions, conducted out of sight of the interviewer in a more confidential setting than a face to face interview. The main aims of this quantitative SBS study were to examine:

- 1) FSW demographic characteristics;
- 2) Sex work characteristics including sex work migration;
- 3) Sexual practices and condom use with clients and non-commercial sexual partners;
- 4) Alcohol use with clients and non-commercial sexual partners
- 5) HIV prevention programme knowledge and behaviours;
- 6) HIV/AIDS awareness and behaviours, including injection practices;
- 7) In addition, by comparing answers provided in face to face interviews (FTFI) with answers provided using an ICVI methodology, we aimed to gain a clearer understanding of the impact of social desirability bias on survey findings.

It was anticipated the findings from this study would be used in conjunction with findings from the IBBA quantitative and SBS qualitative surveys to highlight ways in which programmes might work with FSWs more effectively to reduce their vulnerability to HIV/ AIDS.

METHODS

Definitions

For the purpose of this study, the following definitions were used:

Female sex worker: Any woman aged 18 and above who has engaged in sex work for monetary compensation in the last month and is identified in the location selected for the survey. These locations include brothels, lodges, homes, dabhas, and public places.

FSWs were categorized into 5 main typologies, based on where they work and more specifically on where they recruit or solicit clients and not where they live or actually entertain the clients. The major typologies of FSW are home-based, brothel based, lodge-based, dabha-based and public placed:

Home-based sex worker: FSW works at her usual place of residence (often with her other family members) and does not go out to solicit clients. Clients come to her by word of mouth or via a middle-man or broker.

Brothel-based sex worker: FSW works in a place other than her place of residence, under a Gharwali or an agent who receives part of her earnings. A brothel generally has more than one sex worker. Clients either come to the brothel or are brought into the brothel through a network of pimps or brokers.

Lodge/dabha-based sex worker: FSW practices sex work while staying in a lodge or hotel or a dabha. She is employed by the hotel or lodge and does not have to go out to bring clients. Instead, clients come to her or are brought to her by a network of pimps and brokers. Often the terms of SW (duration, frequency, earnings and movement) is determined by the lodge owner/network operator.

Public places-based sex worker: FSW solicits clients in public places such as streets, parks, railway stations, bus stands, market places, and cinema halls. The clients may later be entertained in lodges, homes, brothels, or public places. They mostly operate individually, without controls from the pimps, brokers, etc.

Male partners of FSWs were defined for the purpose of the study as follows:

Non-commercial partners

- (i) **Husband:** a man who is married to the sex worker either legally or customarily at the time of the survey
- (ii) **Cohabiting partner:** a man who is not a legal husband or married to the respondent by tradition, but who has a live-in relationship (social and sexual) with the sex worker

- (iii) **Non-cohabiting non-commercial partner:** A man (lover) who has a non-commercial sexual relationship with the respondent, but does not live with the respondent.

Commercial partners

- (i) **Repeat clients:** paying clients, who repeatedly visit the sex worker for sex.
- (ii) **Occasional clients:** paying clients, who are new/not familiar to the sex worker.

Study design and sampling framework

The sampling frame, sample size and selection procedures for the quantitative SBS were the same as those adopted for the IBBA survey in Guntur district (Indian Council of Medical Research and Family Health International 2007).

A total of 241 clusters were identified in the sampling frame, from which 52 clusters were selected using a two-stage sampling methodology. The primary sampling units (PSUs) were selected by systematic random sampling (without replacement), by probability proportional to size. In the selected clusters, respondents were chosen through simple random sampling using a list prepared by the supervisors of the teams. The information needed to calculate selection probabilities and weights and non-response rates was recorded in the cluster information sheet. A total of 52 clusters were selected (16 public place, 36 home or brothel based) and the number of respondents from these clusters were proportionally allocated to achieve the desired sample size of 423.

Since two different techniques (ICVI and FTFI) of data collection were used, in each cluster the respondents were allotted alternatively to one of the two interview techniques – i.e. each participating woman was interviewed using either ICVI or FTFI. FSWs who agreed to participate were asked to provide verbal informed consent in the presence of Peer Educators who then gave their signatures

Special behavioural survey questionnaire

A behavioural questionnaire was designed in English, pilot-tested with peer educators in Mysore city, Karnataka, and re-designed to be culturally sensitive and context specific for Guntur. All interviews were conducted by trained researchers in the local language, Telugu. The questionnaire contained questions about demographic characteristics, husband / main cohabiting partner, sex work and clients, sex work and migration; HIV/AIDS risk perception, injection, transfusion history and drug use and exposure to the NGO intervention prevention programme (Appendix 1). All data was double-entered using Microsoft Access and analysed using Stata (version 10).

Informal confidential voting interviews

Informal confidential voting interviews (ICVI) were designed to reduce social desirability bias to sensitive questions experienced in face to face interviews, by blinding the interviewer to the responses of the participant. The first part of the ICVI was conducted as an informal variant of the FTFI method and included questions on socio-demographic characteristics (Appendix 2). The second part incorporated respondent-completed cards, where the interviewer, who was screened from the respondent by a piece of cardboard or material, read out the questions to the respondent. The respondent filled in the coded answer (circle for NO and square for YES), on the card and put it in a locked ballot box. Several key questions taken from the FTFI were asked using this anonymous and more confidential method, in order to validate the findings from the quantitative surveys and investigate whether social desirability bias was reduced using this method (Figure 2).

Ethical approval

Ethical approval for this study was granted by the Research Ethics Review Board at the Centre Hospitalier affilié Universitaire de Québec, Canada, the Health Research Ethics Board of the University of Manitoba, Canada and the ethics board of the Centre for Media Studies, New Delhi, India.

Figure 2: ICVI voting method



A voting card



Respondent placing card in sealed box

RESULTS

Study population

A total of 1320 FSWs were enumerated in the 52 clusters selected for this study, of whom 426 were selected to be interviewed and 415 participated in this study. Response rates were high: 217 FSWs were invited to participate in the FTFI part of this study, of whom 208 (96%) agreed and 209 FSWs were invited to participate for ICVI of whom 207 (99%) agreed. The mean age of participants was 30 years (IQR: 25-35 years) and the majority (66%) were illiterate. Participants were either home (45%), street (34%), or brothel-based (21%) (FTFI) (Table 1).

For this report, results are presented first for the FTFI survey, which comprised a lengthy questionnaire. The final section of the results presents data from the ICVI, comparing the results from this survey with data from the FTFI.

Demographic characteristics (FTFI)

The mean age of the 208 FSWs who participated in the FTFI was 30 years (IQR: 25-35 years) and the majority (66%) were illiterate (Table 1). Just over one third (36.8%) were from the scheduled caste and most (69%) had an income in addition to sex work. Forty five percent of participants usually solicited clients at home, 34% in a public-place and 21% were brothel-based (Table 1).

Women were usually either currently married (35%) or had previously been married but were now separated, widowed, divorced or deserted (58%) from their husband (Table 1). The mean age at marriage was 15.1 years (IQR: 14-16 years) (Table 2) and the mean age of sexual debut was 15.0 years (IQR: 14-16 years) (Table 3). Most participants reported that they had their sexual debut with their husband (79%) or a lover (14%), with others reporting their first sex was with a paying client (3%), a relative (2%), a friend (1%), or a man in the neighbourhood (1%) (Table 4). Brothel-based FSWs were more likely than home- or street- based FSWs (4% vs. 3% and 2%, respectively) and older women were more likely than younger women (4% 35+ years vs. 2% 25-34 years and 1% <25 years, respectively) to report their sexual debut was with a paying client (Table 4).

On average, participants had a mean of 1.8 children (IQR: 1- 3 children) (Table 2). The most commonly used family planning methods were female sterilisation (67%) and condoms (33%), with a few using the pill (8%) or the IUD (2%) (Table 5). Younger women (<25 years) were more likely to report using condoms (60%) or the pill (20%), and were less likely to be sterilised than older women (Table 5). Induced abortion was relatively common (26%), with younger women (<25 years 31% vs. 25-34 years 27% and 35+ years 20%) and home-based sex workers (home- 31% vs. public place 24% vs. brothel- 18%) more likely to report this (Table 6).

Forty one per cent said that their native place was different to their current place of residence (Table 7). Of these, most (76%) had visited their home town at least once in the past year, with younger women (<25 years) more likely than older women to visit report this (Table 7).

Sex work characteristics (FTFI)

As reported above, participants were either home-, street- or brothel-based, with clients usually entertained either at home or in someone else's home (50%), in a public place (17%), or in a rented room, lodge or brothel (33%) (Table 8). Participants who solicited clients in public places were likely to be older (31.2 years), to be illiterate (78%) and to have an income in addition to sex work (87%) compared with home and brothel-based women (Table 1).

Although the mean age at first sex was 15.0 years, participants did not usually start selling sex until they were much older (mean 23.9 years (IQR: 20-27 years)) (Table 3). By the time of the survey, women had been selling sex for a mean of 6.0 years (IQR: 2-8 years) (Table 3).

Participants reported that, on average, they sold sex on 15 days (IQR: 10-20 days) each month and entertained a mean of 3.1 clients (IQR: 2-4 clients) on their last day of sex work (Table 9). The mean number of vaginal sex acts on the last day of work was 3.6 (IQR: 2-4 sex acts), and condoms were reportedly used for most of these (mean 3.4, IQR: 2-4 sex acts) (Table 10). Brothel based FSWs reported that they entertained a greater number of clients per day (mean 3.6, IQR: 2-5 clients), performed a greater number of vaginal sex acts (mean 4.5, IQR: 3-5 sex acts) and worked more days each month (mean 16.1 days, IQR: 10-20 days), compared with the other typologies (Tables 9-10). Interestingly, there seemed to be no differences in client volume when the data were stratified by age (Table 9).

Most FSWs solicited clients through middle-men or brokers (64%), with the rest soliciting clients independently (29%), with clients coming directly (4%) or solicited using mobile phones (3%) (Table 11). Home-based FSWs and younger FSWs were the most likely to solicit clients through middle-men or brokers. In addition, home-based FSWs were the most likely typology to solicit clients using a mobile phone (home 5% vs. street 1% vs. brothel 2%, respectively) (Table 11).

Although virtually all FSWs (97%) live in the study area where their interview was conducted, one third (34%) reported that they go elsewhere to practice sex work, with women who were separated, divorced, deserted or widowed most likely to report this (38%) (Table 12). Among the 72 FSWs who reported selling sex in other places, 53 cases reported selling sex in 2 different places outside the place of interview, and 27 reported

selling sex in 3 different places. Taken together (152 answers to questions about sex work in 1-3 places outside place of interview), among those who reported currently selling sex in other places, one quarter reported doing this at least once a week (25%), with most (83%) reporting going elsewhere to sell sex at least once per month (mean 7.1 days per month selling sex elsewhere (IQR: 2-10 days)) (Tables 13-14). The main motivations for going elsewhere to sell sex were to earn more money (70%) and to find more clients (41%) (Table 15). Compared with an average of 3 clients per day when selling sex in the study area, when selling sex elsewhere FSWs reported entertaining a mean of 4.7 clients per day (IQR: 3-6 clients); brothel-based FSWs and FSWs under 25 years of age reported entertaining more clients than other FSWs (mean number of clients per day 7.6, IQR: 3-15 clients and 6.7, IQR: 5-8 clients, respectively) (Table 16).

Non-commercial sexual partners (FTFI)

Nearly two thirds of participants (62%) said that they currently had a husband or cohabiting partner, although this was less common among brothel-based (42%) and among younger (44%) FSWs (Table 17) (Figure 3). Husbands / cohabiting partners (mean age 36.6 years, IQR: 30-40 years) tended to be older than participants and women had been in these relationships for a mean duration of 10.6 years (IQR: 5-15 years) (Table 18). FSWs said they had sexual intercourse with their husband or cohabiting partner on average 13 times a month (~3 times a week) (IQR: 6-20 times), with younger FSWs reporting more frequent intercourse compared with older women (number of times have intercourse: <25 years 18 vs. 25-34 years 12 vs. 35+ 11 times per month) (Table 19).

One quarter of husbands / cohabiting partners (26%) reportedly know about their female partners sex work but importantly, nearly one half (46%) of FSWs said that they knew their husband / cohabiting partner had sexual relationships with other women (Table 20); older women (25+ years) were much more likely to report their partner also had sex with other women than were younger women (<25 years) (51% vs. 23%, respectively) (Table 20).

One half of FSWs (53%) said they had a non-commercial sexual partner (who was not their husband or main cohabiting partner) with an average of 1.3 non-commercial sex partners in the past year (Table 21) (Figure 3). Interestingly, most of these relationships appeared to be long-standing with an average of only 0.2 *new* non-commercial sex partners reported in the past 12 months (Table 21); indeed the mean duration since first sex with their most recent non-commercial sex partner was reported to be 4.5 years (Table 22). Most of these FSWs (74%) said that their most recent partner provided financial support, although one fifth (21%) said that they supported their most recent partner economically (Table 23). Street-based FSWs were least likely (65%) to be provided with financial support but were most likely (32%) to give financial support to their non-commercial sexual partner with whom they most recently had sex (Table 23).

Most non-commercial male partners (other than husbands / cohabiting partners) (82%) were currently married (Table 24) but despite this, one fifth of participants (19%) said

their most recent non-commercial partner had previously lived or stayed with them (Table 25). Unsurprisingly, most participants (81%) reported that their non-commercial sexual partners had sexual relationships with other women (Table 26). Over one third of these men (39%) were reportedly aware of the respondent's sex work, with non-commercial male partners of brothel (46%) and home-based FSWs (41%) more likely to know than partners of street-based FSWs (29%) (Table 25).

Most recent sex partners (FTFI)

When respondents were asked about their most recent sex partner, approximately seventy percent reported this was a new (59%) or repeat (12%) client, and the remainder (29%) said this was with a non-commercial partner (husband (15%), cohabiting partner (9%), non-cohabiting partner (6%)) (Table 27). The second and third most recent sex partners were also most likely to be either new (79%) or repeat (12%) clients, suggesting a highly active, diverse and risky partnership network (Tables 28-29).

Although FSWs who were currently married were less likely to have had a new client during their last sexual encounter (45%), their second and third most recent sexual encounters were most likely to be with new clients (Tables 28-29). Furthermore it can be seen that separated/widowed/divorced/deserted women relied heavily on new clients rather than repeat clients or NC partners for their livelihood.

Repeat clients (FTFI)

As well as new / occasional clients, the majority of participants (87%) also reported that they have one or more repeat clients (Table 17) (Figure 3), with a mean of 4.6 repeat clients (IQR: 2-6 repeat clients) among those reporting a repeat client. Older women were likely to report a greater number of repeat clients compared with younger women (35+ years 5.1 vs. 25-34 years 4.7 vs. < 25 years 3.8 repeat clients, respectively) (Table 30). The mean age of the most recent repeat client was 33.4 years (IQR: 27-40 years) (Table 30) and most (80%) were currently married (Table 31). The mean duration since first sex with their most recent repeat client was 1.8 years (IQR: 0-2 years) (Table 32), and most participants (91%) reported sexual intercourse with their most recent repeat client within the previous 2 weeks (mean duration since last sex 1.0 week; IQR: 0-1 week) (Table 33). Participants reported having sex between one and two times on their last encounter (Table 34) and most (81%) FSWs reported their most recent repeat client also has sexual relationships with other women (Table 35).

Data on the second and third most recent repeat clients was very similar to data on the most recent repeat client (Tables 36-42).

Condom use with commercial clients (FTFI)

Respondents noted that they had been using condoms for an average of four years (IQR: 2-5 years), with the majority (94%) reporting using condoms for more than one year (Table 43). Reported condom use with new or occasional clients was reasonably high, with three-quarters (76%) of FSWs reporting they always used condoms, and <1%

reporting that they never did (Table 44) (Figure 3). Brothel-based FSWs (86%) were more likely than home (75%) or street-based (73%) FSWs and younger FSWs (<25 years, 86%) were more likely than older FSWs (25-34 years, 82%; 35+ years 62%) to report always using condoms with new commercial clients (Table 44). Amongst those who reported always using a condom with new or occasional clients, the mean duration of always using condoms was 3.2 years (IQR: 1-5 years) (Table 45).

Among FSWs who reported selling sex outside the study area, reported condom use with clients was also high, with 88% of participants saying they always used condoms when selling sex elsewhere (Table 46).

Amongst the 178 FSWs who said they had one or more repeat clients, reported condom use was high, with 85% reporting they always used a condom with their most recent repeat client (Figure 3), and 98% reporting they had used a condom at last sex with him (Table 47). Similar to condom use with new / occasional clients, brothel-based FSWs (95%) were more likely than home (85%) or street-based (77%) FSWs and younger FSWs (<25 years, 93%) were more likely than older FSWs (25-34 years, 83%; 35+ years 80%) to report always using condoms with their most recent repeat client (Table 47).

Reported condom use with second and third most recent repeat clients was similar with 91% saying they always used a condom with their second most recent repeat client and 92% with their third most recent repeat client (Tables 48-49).

Condom use with most recent sex partners (FTFI)

Reported condom use with the three most recent sexual partners was similar to reported condom use with new and repeat clients, with more than three quarters of participants reporting condom use at last sex with these men (79% most recent partner, 93% second most recent partner, 95% third most recent partner) (Table 50). The lower value for the most recent sex partner likely reflecting the higher proportion who reported this partner to be a non-commercial partner or husband.

Among the 165 participants who reported condom use at last sex with their most recent sex partner, three quarters of women (74%) said that they had been the one to put the condom on (Table 51). This was similar across typologies, but not across age-groups, where women <35 years (77%) were more likely than women aged 35+ years (33%) to have been the person who put the condom on (Table 51). A lower proportion of FSWs (64%) said they had put the condom on their second and third most recent sex partners, again likely reflecting the higher proportion of these sex partners who were clients (Table 51).

Condom use with non-commercial sexual partners (FTFI)

Reported condom use with husbands and cohabiting partners was extremely low with only 10% of women reporting always using a condom and 58% saying they never used a condom with this person (Table 19) (Figure 3). Among the 17 FSWs who reported

always using a condom with their husband or cohabiting partner, the mean duration of always using a condom with this partner was 4.3 years (IQR: 2-8 years) (Table 52). Brothel-based FSWs (22%) were more likely than home- (6%) or street- (10%) based women, and women aged 25-34 (13%) were more likely than younger (<25 years) (5%) or older (35+ years) (7%) FSWs to report always using a condom with their husband (Table 19).

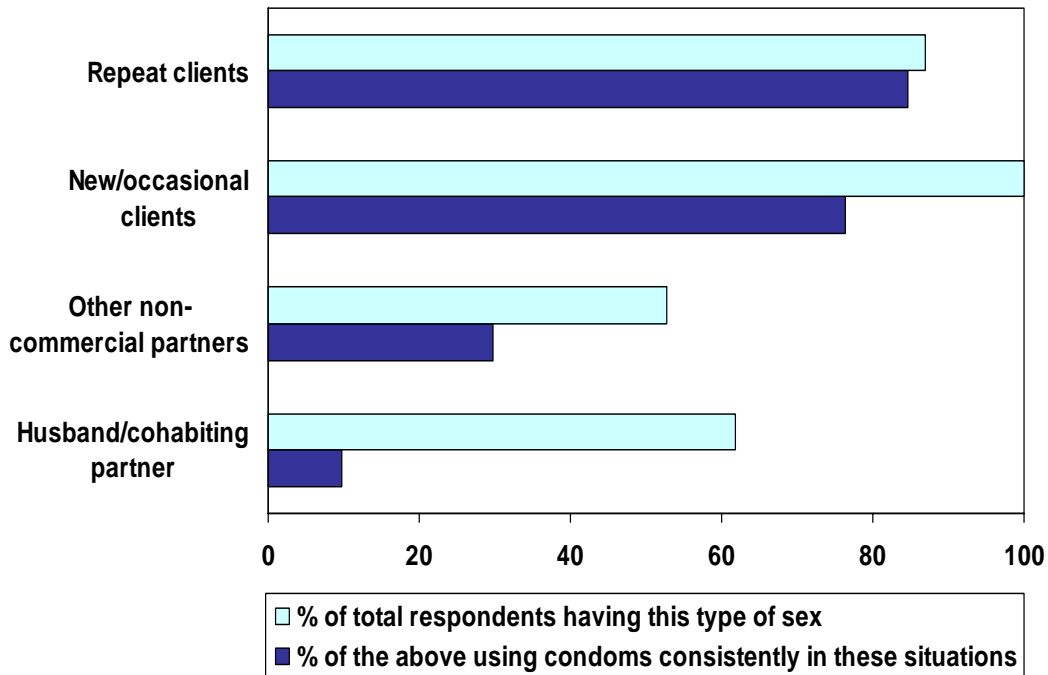
Reported condom use with non-commercial partners (other than husband / cohabiting partner) was also low, with only 30% reporting always using a condom with their most recent non-commercial partner (Figure 3) and one third (34%) saying they had *never* used a condom with this man (Table 53). However, 61% did report using a condom at last sex with this man (Table 54).

Again, brothel-based FSWs (38%) were more likely than home- (34%) or street- (16%) based women, and women aged 25-34 (39%) were more likely than younger (<25 years) (22%) or older (35+ years) (22%) FSWs to report always using a condom with their most recent non-commercial non-cohabiting partner (Table 53). Similarly, brothel-based FSWs (74%) and women <35 years (63%) were more likely to report having used a condom at last sex with their most recent non-commercial partner (Table 55).

Condom breakage and slippage (FTFI)

Experiences of condom breakage (21%) and condom slippage (19%) in the previous month were high, with brothel-based FSWs (12%) less likely than home- (23%) or street- (24%) based FSWs and women <35 years (18%) less likely than older FSWs (27%) to report condom breakage in the previous month, although this was not the case with condom slippage (Table 55). Approximately 7% of participants reported condom breakage or condom slippage with the most recent partner, 3% with their second most recent partner and 2% with their third most recent partner (Tables 56-58).

Figure 3: Different sexual partners and condom use



Anal sex (FTFI)

Compared with studies elsewhere in India, both requests for and reports of anal sex were high among participants in this survey (Table 58) (Figure 4).

Requests for anal sex were frequent, with 92% of participants reporting their new / occasional clients, 43% that their most recent repeat client, 57% that their husband or cohabiting partner and 59% that their most recent non-commercial non-cohabiting partner, had at some time asked them for anal sex (Tables 59-62). Overall, 97% of participants had been asked for anal sex at some time by a male partner (Table 58) (Figure 4).

More importantly, one third of women (33%) said they had previously had anal sex (Table 58); one quarter of FSWs (24%) reported they had ever had anal sex with their husband or cohabiting partner, one quarter (25%) said they had had anal sex with their most recent non-commercial non-cohabiting partner, one fifth (19%) said that they had had anal sex with a new or occasional client and 13% said they had had anal sex with their most recent repeat client (Tables 59-62) (Figure 4). In addition, although >90% of

participants said that they had had vaginal sex with their three most recent sex partners during their last encounter, between 5-8% said that they had anal sex as well as, or instead of, vaginal sex (Tables 63-65).

Women aged 25-34 years were the most likely age-group to report having had anal sex with both non-commercial partners as well as clients, with no clear trends seen across typologies (Tables 58-65).

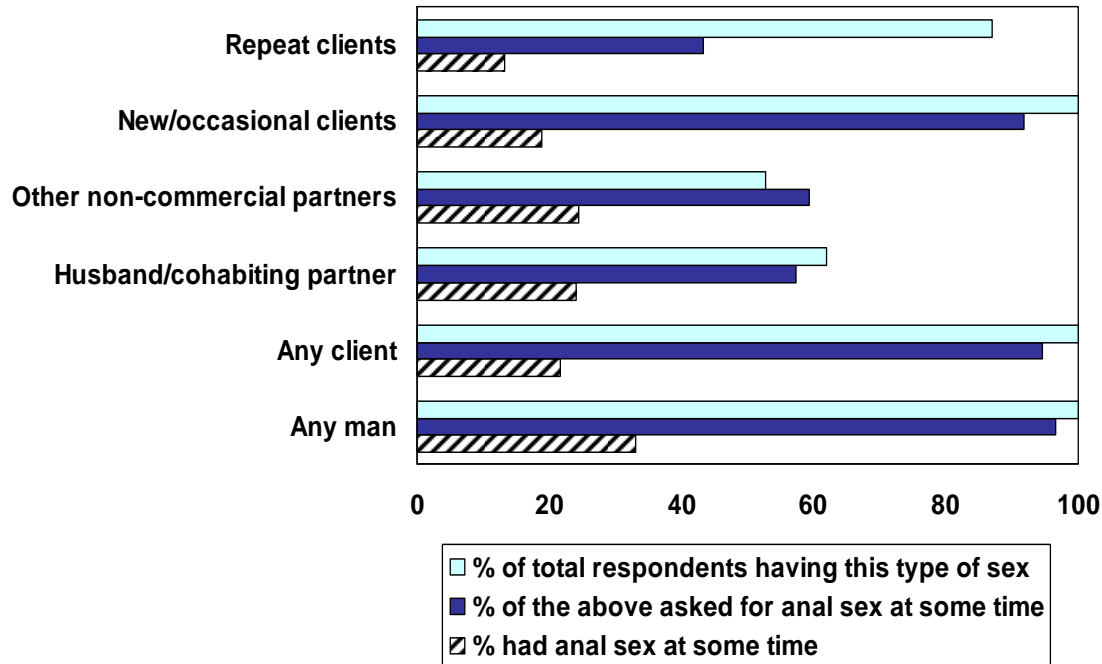
Alcohol use (FTFI)

Reported alcohol use among participants was high, with one third of FSWs saying they were normally under the influence of alcohol when they had sex with their non-commercial partners (33%), their new/ occasional clients (32%) or their most recent repeat client (28%) (Tables 66-69).

In addition, FSWs said that alcohol use among their male partners was common, with 84% of the 133 FSWs with a husband or cohabiting partner and 65% of the 109 with a non-commercial non-cohabiting partner reporting that he was usually under the influence of alcohol during sex (Tables 66-67). Likewise, 87% of new / occasional clients and 58% of the most recent repeat clients were normally under the influence of alcohol during intercourse (Tables 68-69).

FSWs who were 25 years or older were much more likely than younger FSWs (<25 years old) to report being under the influence of alcohol during sex with both commercial and non-commercial sex partners (Tables 66-69). However there were no clear trends observed between FSW alcohol use and sex work typology.

Figure 4: Different sexual partners and reported anal sex



HIV / AIDS knowledge (FTFI)

Participants said that they had known about HIV / AIDS for some time, with virtually all (98.5%) reporting having known about HIV/AIDS for >1 year; the mean duration of HIV/AIDS knowledge was 4.3 years (IQR: 2-6 years), with older FSWs knowing about HIV /AIDS for a longer duration than their younger peers (mean duration of HIV/AIDS knowledge: <25 years, 3.6 years; 25-34 years, 4.2 years; 35+ Years, 4.4 years) (Table 70). Just over half of the participants (56%) said that they felt at risk of HIV infection, with home-based FSWs much more likely to report this than the other typologies (home 71% vs. street 48% vs. brothel-based 38%) (Table 71). Nearly ninety percent (88%) of the study population said that they had previously taken an HIV test (Table 71) and most of these (77%) had been tested two or more times (Table 72). Virtually all (97%) of those who had undergone HIV testing said they knew their HIV status (Table 72).

Injections (FTFI)

Medicinal injections were a relatively common occurrence with 61% of participants having had one or more injections in the previous six months and 29% having had 4 or more injections in that time (Table 73). Women aged 25-34 years (68%) were more likely to have had injections than younger (51%) or older (60%) FSWs, with over one third (37%) of 25-34 year olds reporting 4 or more injections in the previous 6 months

(Table 73). The main reason for receiving injections was fever or infection (54%), weakness or anaemia (22%), body ache (13%), or HIV/AIDS (4%) (Table 74). Rural medical practitioners (54%) were the most likely providers of these injections, with doctors (39%) and nurses (18%) also administering them (Table 75). Although most FSWs (95%) who had received injections said that a disposable syringe was always used, a minority (5%) reported that this was not always the case (Table 76).

Few participants reported ever having received a blood transfusion (5%) or having donated blood (3%) (Table 77). Although 10% of FSWs did say they had previously taken drugs for fun or to get high (Table 77), only 1.1% reported they had ever injected drugs.

NGO knowledge and behaviours (FTFI)

Virtually all (98%) participants in this survey reported that they were aware of one of the following NGO HIV/AIDS programme working with sex workers: Gramasiri (33%), Needs (28%), Kottapeta Mahila Mandal (26%) and Abhuyudaya Mahila Mandal (18%) (Table 78). Most street-based FSWs presently access services from Kottapeta Mahila Mandal (34%) and Abhuyudaya Mahila Mandal (35%), most brothel-based FSWs access services from Gramasiri (44%) and Kottapeta Mahila Mandal (40%), and most home-based women access services from Needs (42%) and Gramasiri (39%) (Table 79). Of the 201 FSWs who knew of an NGO, 90% reported having been in contact with an NGO worker for one or more years (Table 80), with a mean of 2.4 years (IQR: 1-3 years), and most (94%) of the participants who reported contact reported previously being shown a condom demonstration (Table 81). In the past month, FSWs reported an average of three contacts with a peer educator or NGO worker and said they had witnessed on average two condom demonstrations (Tables 80, 82).

Of the 201 FSWs who knew of an NGO, 98% said they had previously received condoms from them (Table 83). Interestingly, clients provided the other main source of condoms (62%), with women also accessing condoms from vending stalls or stores (33%), friends (29%), madams (8%) and pharmacies (5%); 18% said the NGO was their only condom source and 13% reported accessing condoms from more than one NGO (Table 84). Among the 197 FSWs who had previously been given condoms by an NGO, the mean number of times they had received condoms from a peer educator or NGO worker in the previous month was 2.7 (IQR: 2-3 times), with NGO workers providing an average of 115 condoms (IQR: 30-120 condoms) to each FSW per contact (Tables 85-86). Most respondents noted that the last time they used a condom it was either free (55%) or cost less than or equal to 10 rupees (20 US cents) (34%) (Table 87).

Approximately one half of participants (49%) reported using a project drop-in centre and 49% having attended literacy classes held there; the proportions reporting this was evenly spread across typology and across age-groups (Table 88). In addition, approximately 14% of participants reported working for one of the NGO's, either as a paid worker (8%) or as an unpaid volunteer (5%) (Table 88).

STI clinic knowledge and access (FTFI)

Knowledge of the project STI clinics was also high, with 92% of participants reporting they were aware of an NGO STI clinic; most of these FSWs (89%) had known about a project clinic for one or more years (mean duration 2.1 years, IQR: 1-3 years) (Table 89). Participants had visited the clinic on average three times in the previous three months (Table 90), with two thirds (66%) visiting at least once due to STI symptoms (abnormal discharge, genital ulcers or lower abdominal pain) (Table 91). However, although one quarter of participants said that the project STI clinic was the place where they mostly go for health-related problems, three quarters said they usually access government or private hospitals for health-related problems (government hospital (32%), private hospital (35%), both private and government hospital (5%) (Table 92). Similarly, over half of participants reported that they had used a government (31%) or private (26%) hospital in the previous 3 months for STI treatment (Table 93). Participants who accessed NGO services from Abhuyudaya Mahila mandal (42%) or Kottapeta Mahila Mandal (32%) were more likely than those who accessed services from Needs (26%) or Gramasiri (14%) to report the NGO clinic was the place they mostly go for health-related problems (Table 94).

Three quarters (78%) of the 193 participants who reported contacted with an NGO STI clinic reported having previously received a grey pack, and nearly all of these (99%) had received one or more packs in the past year; indeed 52% said they had taken 4 or more packs in the past year (Table 95). Street-based FSWs (68%) were less likely than brothel (86%) or home-based (82%) FSWs and women <35 years old (76%) were less likely than older FSWs (82%) to report ever having taken a grey pack (Table 95).

FTFI and ICVI analysis

As reported above, 207 FSWs participated in the ICVI and 208 FSWs participated in the FTFI. FSWs were selected for these two survey types from the same PSUs at the same time. There were no significant differences in the socio-economic characteristics of respondents in the two survey types, with the mean age of respondents 30 years (IQR: 25-35 years) and the majority (66%) of respondents illiterate. However women in the ICVI reported starting sex work at a younger age (mean 21.1 years, IQR: 16-25 years) compared with women in the FTFI (mean 23.9 years, IQR: 20-27 years) ($p < 0.001$) (Table 96).

There were no significant differences in the proportion of participants in the ICVI and FTFI reporting a husband / cohabiting partner (57% ICVI vs. 62% FTFI) or another non-paying non-cohabiting partner (54% ICVI vs. 43% FTFI) in the past year (Table 97). In addition FSWs in the two survey types reported similar numbers of clients on the last working day (mean 3.6 clients ICVI (IQR: 2-5 clients) vs. mean 3.1 clients FTFI (IQR 2-4 clients) (Table 97). However women in the ICVI surveys were more likely to report one

or more repeat clients than women in the FTFI (mean 3.9 clients ICVI (IQR: 2-5 clients) vs. mean 4.0 clients FTFI (IQR: 2-5 clients) (Table 97).

There were also no significant differences in reported condom use with non-commercial partners, with approximately thirteen percent in both surveys reporting using a condom every time in the last ten times they had sex with their husband or cohabiting partner and approximately 69% reporting using a condom at last sex with their non-paying partner (other than husband / cohabiting partner) (Table 98). FSWs in the ICVI were *less* likely to report using a condom with all clients on their last working day (77% ICVI vs. 88% FTFI, $p=0.1$), *less* likely to report using a condom with their last client (81% ICVI vs. 97% FTFI, $p<0.001$), and *less* likely to report using a condom at last sex with their most recent repeat client (88% vs. 97%, $p=0.005$) (Table 98). Rates of condom breakage in the past month were similar in both surveys (Table 98).

Interestingly, although the proportion of women who said they had been asked for anal sex by new / occasional clients were again similar in both survey types (87% ICVI vs. 92% FTFI), participants in the ICVI survey were significantly more likely to report they had ever had anal sex with a man (46% ICVI vs. 33% FTFI, $p=0.05$) and were significantly less likely to report using a condom at last anal sex with a new / occasional client (73% ICVI vs. 98% FTFI, $p=0.002$) (Table 99). Social desirability bias appeared to be evident with respect to injection drug use, with women in the ICVI more likely to report that they had ever injected drugs compared with women in the FTFI (4% vs. 1%; $p=0.02$) (Table 99).

DISCUSSION

This special behavioural study conducted with 415 FSWs in Guntur district in January 2007 found that FSWs in this district are home (45%), street (34%), or brothel-based (21%), with most participants soliciting clients through brokers or middle-men. In addition, most participants were illiterate and either currently married or had been previously married but were now divorced, separated, deserted or widowed. On average, participants had been working as a sex worker for six years and sold sex for fifteen days per month, entertaining three clients per day. Brothel-based FSWs had a higher client volume and worked for more days per week compared with the other typologies.

High rates of NGO programme exposure

Awareness of the various NGO FSW HIV prevention programmes in Guntur district was high, with virtually all participants saying they knew of at least one programme. More than ninety per cent reported regularly accessing condoms from peer educators or NGO workers and have used the NGO STI clinical services, and 88% said they had previously taken an HIV test at an HIV VCT service. These findings suggest that the programme is successfully implementing HIV/STI prevention interventions, with the overall aim of reducing the high rates of HIV, and other STIs seen in this FSW population in the baseline IBBA survey (Indian Council of Medical Research and Family Health International 2007). However, although three-quarters of the study population reported having previously taken the 'grey pack' for presumptive treatment of chlamydia and gonorrhoea, one quarter had not. In addition, two thirds of FSWs reported that the project STI clinic would not be the usual place they would go to access healthcare services and only one half had accessed the project drop-in centres. These rates are lower than those seen elsewhere (Reza-Paul, Beattie et al. 2008; Ramesh, Beattie et al. 2010), suggesting there is still room for improvement, although this may be partly due to the high proportion of FSWs in this study who were home or brothel-based, and less in need of a haven.

Elsewhere, the processes of community mobilisation, collectivisation and empowerment have been identified as key to successful implementation of HIV prevention programming (Parker and Aggleton 2003; Jana, Basu et al. 2004; Blankenship, West et al. 2008; Evans, Jana et al. 2009). Although more difficult to measure than other outcome variables such as HIV/STI prevalence and condom use, more than half of participants in the FTFI reported attending literacy classes and fourteen percent reported they were now an NGO employee or volunteer. These findings suggest activities which encourage community mobilisation, collectivisation and empowerment are being successfully implemented in Guntur district.

High rates of reported condom use with clients

Compared with elsewhere, and in contrast to the findings from the SBS qualitative study in Guntur district, FSWs in this study reported relatively high monthly client volumes (~45 clients per month) (Beattie, Shetty et al. 2009). As well as new/occasional clients,

most had one or more repeat clients, with these relationships often lasting several years and with those men also having sexual relationships with other women. Reported condom use with clients was reasonably high, with three-quarters of FSWs saying they always used condoms with new/occasional clients and 85% of FSWs saying they always used condoms with their most recent repeat client. In addition, although 97% in the FTFI reported using a condom at last sex with both their last client, and their last regular client, a significantly smaller proportion reported this in the ICVI (81% last client, 88% last regular client), suggesting some FSWs may have over-reported condom use in the FTFI where social desirability bias is thought to be higher. Importantly, although brothel-based FSWs had the highest client volume, they also had the highest rates of reported condom use. Participants said they had been using condoms with clients for an average of 4 years, suggesting substantial progress has been made in increasing condom use between FSWs and their clients since the programmes began. However, 25% of FSWs continue to report inconsistent condom use with new / occasional clients and 15% with repeat clients, suggesting NGO strategies are still needed to continue to improve condom use.

Low rates of reported condom use with regular partners and evidence of sexual mixing

The numbers of non-commercial partners were reportedly high with nearly two-thirds of FSWs saying they have a husband or cohabiting partner and one half saying they have a non-commercial partner (other than husband or cohabiting partner). These relationships were usually long-standing and FSWs said they had frequent sexual intercourse with these men. However despite more than half of FSWs with a husband / cohabiting partner and more than eighty percent of FSWs with other non-commercial partners reporting that these men also had sexual relationships with other women, condom use with non-commercial partners was reported to be extremely low. Taken together, these data suggest clear evidence of substantial sexual mixing occurring between FSWs, their non-paying partners and others in Guntur district. Although negotiating condom use with intimate partners can be much more difficult than with commercial partners as issues of trust and intimacy emerge, strategies which address the low rates of condom use with non-commercial partners are urgently needed. With one fifth of FSWs in Guntur district estimated to be HIV-infected (Indian Council of Medical Research and Family Health International 2007), until condom use with non-commercial partners improves, HIV/STI transmission is likely to continue.

High rates of anal sex

Vaginal sex was reported to be the main sex sold in Guntur district but a significant minority of FSWs also reported anal sex. This is in stark contrast to other studies with FSWs both in Andhra Pradesh and elsewhere in India (Dandona, Dandona et al. 2005; Ramesh, Moses et al. 2008; Reza-Paul, Beattie et al. 2008), but supports data from the IBBA (2006) and qualitative SBS (2009) studies in Guntur district which found rates of 20% and 66%, respectively (Indian Council of Medical Research and Family Health International 2007; Beattie, Shetty et al. 2009). With a sensitive topic such as anal sex, it could well be that social desirability bias has resulted in under-reporting of anal sex in previous quantitative studies (Hanck, Blankenship et al. 2008). Indeed, FSWs in the ICVI

were more likely than FSWs in the FTFI to report anal sex. Alternatively, it may be that requests for anal sex from clients are a new phenomenon, influenced by their recent exposure to pornography via the internet and other technologies, and this would have been missed by these earlier studies. This is supported by the data from our three studies, suggesting a rapid increase in the proportion of FSWs reporting anal sex during recent years (Indian Council of Medical Research and Family Health International 2007; Beattie, Shetty et al. 2009). Worryingly, data from our qualitative SBS suggests most anal sex acts in Guntur district are unprotected as FSWs were unaware that this posed a risk for HIV/STI transmission, and this also needs to be urgently addressed programmatically.

Injecting practices and alcohol use

The practice of ‘medicinal’ injections, usually administered by rural medical practitioners, was commonly reported. Although most participants who had received injections in the previous six months reported that the medical practitioner had used disposable syringes, a sizeable minority reported that this was not the case. Unless sterilization practices are sound, the administration of medicinal injections using non-sterile injecting equipment places FSWs and others at increased risk of HIV and other infections, especially given that one fifth of the FSW population in Guntur district are estimated to be HIV positive. In addition, there was evidence of poor mental health amongst FSWs in Guntur district with ~40% of the study population reporting that they are usually under the influence of alcohol during sex. These findings were again supported by the qualitative study, which suggested a complex interplay of domestic violence and extreme poverty coupled with feelings of disgust and shame about their sex work were contributing to feelings of hopelessness and depression and high rates of alcohol use amongst some FSWs (Beattie, Shetty et al. 2009). As well as negatively impacting on mental health, alcohol use may reduce the ability or impetus to negotiate condom use (Dandona, Dandona et al. 2008). Interventions which reduce the practice of medicinal injections with non-disposable syringes and which reduce alcohol use among this FSW population are also recommended.

Study limitations

A key limitation of this study was the cross-sectional survey design which provides a snapshot of FSWs behaviours at a single time-point, but does not enable a comparison of behaviours over time. However, the findings presented here do support the results from the IBBA and qualitative special behavioural surveys and suggest this survey has been a useful validation tool. Without a control comparison group, it is always possible that the findings presented here could have occurred by chance, independently of the intervention programme. However, the strength of the associations, the consistency of reporting between the IBBA and qualitative special behavioural surveys, as well as between the FTFI and ICVI surveys suggests this is unlikely.

The lack of biological data means that it is not possible to examine associations between reported behaviours - which can be subject to reporting bias – and HIV / STI rates. However the completion of a second IBBA survey in Guntur district in 2010 will enable changes to HIV/ STI prevalence and condom use to be assessed.

Conclusions

In the three years between the Avahan programme being initiated in Guntur district and this survey, substantial improvements have been made in terms of FSWs access to STI clinical services and utilisation of condoms, especially with clients. Thus, in both the IBBA study conducted in May 2006 and in this study conducted 8 months later, exposure to the HIV prevention programme was reported to be high, with >90% of FSWs reporting contact by a peer educator in the previous month and >80% reporting visiting the NGO STI clinic in the past 3 months. In addition, >75% reported consistent condom use with clients (Indian Council of Medical Research and Family Health International 2007).

However, reports of anal sex have continued to increase from 20% in May 2006 (IBBA) to 66% in March 2009 (qualitative SBS), with FSWs in the latter study frequently reporting unprotected anal intercourse due to lack of knowledge about the risks of HIV/STI acquisition (Indian Council of Medical Research and Family Health International 2007; Beattie, Shetty et al. 2009). High levels of concurrent sexual relationships and low rates of condom use with non-commercial sexual partners, coupled with high rates of (likely unprotected) anal sex suggests continued HIV/STI transmission is likely occurring in this setting. In addition, the practice of administering medicinal injections with non-disposable needles and the high rates of alcohol use among FSWs are areas of concern. Strategies which provide health information about the risks of unprotected anal intercourse and continue to improve condom use with non-commercial partners as well as during anal intercourse are urgently recommended. In addition, the use of non-disposable syringes and the poor mental health of some FSWs, needs to be addressed.

REFERENCES

- Avahan (2008) "Avahan – the India AIDS initiative: The business of HIV prevention at scale".
http://www.gatesfoundation.org/avahan/Documents/Avahan_HIVPrevention.pdf;
accessed 4th January 2010 Volume, DOI:
- Beattie, T., A. Shetty, et al. (2009). The evolution of female sex work in Guntur, Andhra Pradesh: a qualitative study of HIV-related issues. Bangalore, India, CHARME Working Paper No. 5. CHARME Working Paper No. 5.
- Blankenship, K. M., B. S. West, et al. (2008). "Power, community mobilization, and condom use practices among female sex workers in Andhra Pradesh, India." *AIDS* 22 Suppl 5: S109-16.
- Dandona, L., R. Dandona, et al. (2008). "Risk factors associated with HIV in a population-based study in Andhra Pradesh state of India." *Int J Epidemiol* 37(6): 1274-86.
- Dandona, R., L. Dandona, et al. (2005). "High risk of HIV in non-brothel based female sex workers in India." *BMC Public Health* 5: 87.
- Evans, C., S. Jana, et al. (2009). "What makes a structural intervention? Reducing vulnerability to HIV in community settings, with particular reference to sex work." *Glob Public Health*: 1-13.
- Hanck, S. E., K. M. Blankenship, et al. (2008). "Assessment of self-reported sexual behavior and condom use among female sex workers in India using a polling box approach: a preliminary report." *Sex Transm Dis* 35(5): 489-94.
- Hindustan Latex Family Planning Promotion Trust (HLFPPT) (2008). Carving a new future: The Swagati Experience. <http://www.hlfppt.org>. Hyderabad, HLFPPT.
- Indian Council of Medical Research and Family Health International (2007). National Interim Summary Report, Integrated Behavioural and Biological Assessment (IBBA), Round 1 (2005-2007). New Delhi.
- Jana, S., I. Basu, et al. (2004). "The Sonagachi Project: a sustainable community intervention program." *AIDS Educ Prev* 16(5): 405-14.
- Nagelkerke, N. J., P. Jha, et al. (2002). "Modelling HIV/AIDS epidemics in Botswana and India: impact of interventions to prevent transmission." *Bull World Health Organ* 80(2): 89-96.
- National AIDS Control Organisation (NACO) (2007) "HIV Sentinel Surveillance and HIV Estimation, 2006." NACO Volume, DOI:
- National AIDS Control Organisation (NACO) (2008) "HIV Sentinel Surveillance and HIV Estimation in India 2007. A Technical Brief." NACO Volume, DOI:
- Parker, R. and P. Aggleton (2003). "HIV and AIDS-related stigma and discrimination: a conceptual framework and implications for action." *Soc Sci Med* 57(1): 13-24.
- Ramesh, B., T. Beattie, et al. (2010). "Changes in risk behaviours and STI prevalence following HIV preventive interventions among female sex workers in five districts in Karnataka state, south India." *Sex Transm Infect.* 86:17-24.
- Ramesh, B. M., S. Moses, et al. (2008). "Determinants of HIV prevalence among female sex workers in four south Indian states: analysis of cross-sectional surveys in twenty-three districts." *AIDS* 22 Suppl 5: S35-44.

Reza-Paul, S., T. Beattie, et al. (2008). "Declines in risk behaviour and sexually transmitted infection prevalence following a community-led HIV preventive intervention among female sex workers in Mysore, India." *AIDS* 22 Suppl 5: S91-100.

UNAIDS (2008) "Asia: AIDS epidemic summary: regional summary." UNAIDS Volume, DOI:

Table 1: Percent distribution of respondent FSWs by selected background characteristics, SBS-FSW, Guntur, Andhra Pradesh, 2007

Characteristics	Sex work type			Total
	Public Place	Brothel	Home	
Current age				
<25	13.6	41.5	23.6	24.0
25-29	24.9	12.5	23.9	21.8
30-34	20.6	27.6	18.0	20.9
35-39	31.5	13.0	29.0	26.4
40-44	8.4	5.5	5.5	6.5
45+	1.1	0.0	0.0	0.4
Mean	31.6	28.2	29.6	30.0
Educational status of respondents				
Illiterate	77.8	60.9	59.8	66.0
1-9	19.3	28.6	33.5	27.7
10+	2.9	10.5	6.7	6.2
Caste/tribe				
Scheduled caste	43.4	42.9	29.0	36.8
Scheduled tribe	2.8	11.2	6.3	6.2
Other	53.8	45.9	64.7	57.1
Current marital status				
Currently married	36.6	28.0	38.0	35.4
Separated/widowed/divorced/deserted	62.0	57.0	55.3	57.9
Never married	1.5	15.0	6.7	6.7
Source of income other than sex work				
None	22.7	30.5	36.7	30.7
Non-agricultural labour	35.9	40.2	35.2	36.5
Petty Business	11.9	11.0	0.0	6.3
Maid Servant	1.8	4.2	6.3	4.4
Agricultural labour	19.8	14.1	12.8	15.4
Handicrafts	0.0	0.0	1.8	0.8
Others	7.9	0.0	7.2	5.9
Residential status				
Lives in place of interview	92.0	97.7	100.0	96.8
Lives in outside place interview but within district	8.0	0.0	0.0	2.7
Outside district but within Andhra Pradesh	0.0	2.3	0.0	0.5
Currently sells sex in any place other than place of interview				
No	72.7	71.4	59.3	66.4
Yes	27.3	28.6	40.7	33.6
Duration of sex work				
< 5 years	42.9	64.0	51.2	51.1
5-9 years	23.5	12.1	35.0	26.3
10+ years	33.7	23.9	13.8	22.6
Mean	7.0	6.1	5.3	6.0
Total Number	71	43	94	208

Total Percent	100.0	100.0	100.0	100.0
----------------------	-------	-------	-------	-------

Table 2: Mean age at marriage and mean number of children, by selected background characteristics, SBS-FSW, Guntur, Andhra Pradesh, 2007

Characteristics	Mean age at marriage	Number	Mean number of children	Number
Sex work type				
Public place	14.6	70	2.1	71
Brothel	15.3	33	1.5	43
Home	15.3	85	1.8	94
Current age				
<25 years	15.9	41	1.0	49
25-34 years	15.4	86	1.9	94
35+ years	14.1	61	2.4	65
Literacy				
Illiterate	14.8	126	1.9	141
Literate	15.5	62	1.7	67
Caste/tribe				
Scheduled caste	14.7	67	2.0	70
Scheduled tribe	15.1	12	1.6	13
Other	15.3	109	1.7	125
Current marital status				
Currently married	14.7	76	2.2	76
Separated/widowed/divorced/deserted	15.3	112	1.7	112
Never married			0.5	20
Source of income other than sex work				
No	15.8	55	1.3	70
Yes	14.8	133	2.1	138
Duration in sex work				
< 5 years	15.4	98	1.6	105
5-9 years	15.3	53	1.8	57
10+years	13.8	37	2.3	46
Residential status				
Lives outside place of interview	13.0	5	3.9	5
Lives in place of interview	15.1	183	1.8	203
Currently sells sex in any place other than place of interview				
No	15.3	122	1.9	136
Yes	14.7	66	1.6	72
Total	15.1	188	1.8	208

Table 3: Mean age at first sex, age at starting sex work and duration in sex work by selected background characteristics, SBS-FSW, Guntur, Andhra Pradesh, 2007

Characteristics	Mean age at first sexual intercourse	Mean age at starting sex work	Mean duration in sex work	Number
Sex work type				
Public place	14.7	24.6	7.0	71
Brothel	15.3	22.1	6.1	43
Home	15.2	24.3	5.3	94
Current age				
<25 years	15.8	19.4	2.6	49
25-34 years	15.2	23.9	5.1	94
35+ years	14.2	27.3	9.7	65
Literacy				
Illiterate	14.8	24.2	6.0	141
Literate	15.5	23.4	6.1	67
Caste/tribe				
Scheduled caste	14.7	24.3	6.7	70
Scheduled tribe	14.7	23.1	4.2	13
Other	15.3	23.8	5.8	125
Current marital status				
Currently married	14.7	24.1	6.0	76
Separated/widowed/divorced/deserted	15.1	24.5	5.6	112
Never married	16.2	18.1	10.1	20
Source of income other than sex work				
No	15.5	22.6	6.1	70
Yes	14.8	24.5	6.0	138
Residential status				
Lives outside place of interview	13.7	26.8	8.0	5
Lives in place of interview	15.1	23.8	6.0	203
Currently sells sex in any place other than place of interview				
No	15.3	24.2	6.1	136
Yes	14.5	23.4	6.0	72
Total	15.0	23.9	6.0	208

Table 4: Percent of FSWs according to the relationship of person with whom she had first sex, by selected background characteristics, SBS-FSW, Guntur, Andhra Pradesh, 2007

Characteristics	Husband	Lover	Relative	Paying client	Friend	Man in neighbourhood	Number
Sex work type							
Public place	87.4	4.5	1.8	1.5	1.5	3.3	71
Brothel	70.3	22.8	0.0	3.9	3.1	0.0	43
Home	76.5	16.8	2.9	2.6	0.6	0.6	94
Current age							
<25 years	70.4	27.1	0.0	1.3	1.2	0.0	49
25-34 years	77.7	12.1	1.9	2.4	2.7	3.2	94
35+ years	86.3	6.8	3.4	3.5	0.0	0.0	65
Literacy							
Illiterate	80.8	11.0	2.0	2.4	1.7	2.1	141
Literate	74.9	19.7	1.8	2.8	0.8	0.0	67
Caste/tribe							
Scheduled caste	78.7	15.1	1.2	0.0	1.3	3.7	70
Scheduled tribe	75.0	25.0	0.0	0.0	0.0	0.0	13
Other	79.3	12.1	2.6	4.4	1.6	0.0	125
Current marital status							
Currently married	84.1	9.3	4.9	1.1	0.0	0.7	76
Separated/widowed/ divorced/ deserted	84.8	11.4	0.4	0.8	0.8	1.9	112
Never married	0.0	61.2	0.0	25.0	13.8	0.0	20
Source of income other than sex work							
No	71.6	14.8	5.5	3.5	4.6	0.0	70
Yes	82.1	13.6	0.4	2.0	0.0	2.0	138
Duration in sex work							
< 5 years	79.4	16.2	0.5	0.6	0.6	2.7	105
5-9 years	82.6	12.3	2.2	1.1	1.9	0.0	57
10+ years	73.0	10.8	4.9	8.4	2.9	0.0	46
Residential status							
Lives outside place of interview	90.8	9.2	0.0	0.0	0.0	0.0	5
Lives in place of interview	78.4	14.1	2.0	2.6	1.5	1.4	203
Currently sells sex in any place other than place of interview							
No	75.4	16.4	2.6	2.1	1.4	2.1	136
Yes	85.5	9.2	0.6	3.2	1.5	0.0	72
Total	78.8	14.0	1.9	2.5	1.4	1.4	208

Table 5: Percent of FSWs using family planning methods, by selected background characteristics, SBS-FSW, Guntur, Andhra Pradesh, 2007

Characteristics	Percent using				
	Pill	Condom/ Nirodh	IUD	Female sterilization	Number
Sex work type					
Public place	4.4	22.8	1.5	76.7	71
Brothel	9.6	43.9	0.0	59.7	43
Home	10.6	35.6	2.5	62.2	94
Current age					
<25 years	19.7	60.3	0.0	35.6	49
25-34 years	6.4	26.2	0.0	73.7	94
35+ years	2.6	22.3	4.8	79.5	65
Literacy					
Illiterate	4.8	31.4	1.7	67.4	141
Literate	15.1	36.4	1.4	64.7	67
Caste/tribe					
Scheduled caste	7.9	27.3	0.0	73.7	70
Scheduled tribe	0.0	40.1	18.1	74.7	13
Other	9.5	36.1	0.9	61.0	125
Current marital status					
Currently married	6.0	17.2	0.0	80.1	76
Separated/widowed/ divorced/ deserted	6.8	38.5	1.9	63.3	112
Never married	33.2	70.4	7.2	22.5	20
Source of income other than sex work					
No	14.0	38.6	1.6	56.4	70
Yes	5.8	30.6	1.6	71.0	138
Duration in sex work					
< 5 years	7.1	38.9	0.0	60.7	105
5-9 years	10.9	30.1	4.2	64.6	57
10+ years	8.0	23.6	2.2	81.8	46
Residential status					
Lives outside place of interview	0.0	9.2	0.0	90.8	5
Lives in place of interview	8.6	33.9	1.7	65.7	203
Currently sells sex in any place other than place of interview					
No	8.6	32.4	0.0	70.9	136
Yes	7.7	34.4	4.8	57.8	72
Total	8.3	33.1	1.6	66.5	208

Table 6: Percent of FSWs who reported they had an induced abortion, by selected characteristics, SBS-FSW, Guntur, Andhra Pradesh, 2007

Characteristics	Percent	Number
Sex work type		
Public place	24.0	71
Brothel	17.5	43
Home	31.2	94
Current age		
<25 years	31.1	49
25-34 years	27.3	94
35+ years	20.2	65
Literacy		
Illiterate	26.3	141
Literate	25.1	67
Caste/tribe		
Scheduled caste	18.6	70
Scheduled tribe	54.6	13
Other	27.5	125
Current marital status		
Currently married	20.4	76
Separated/widowed/ divorced/ deserted	27.1	112
Never married	44.1	20
Source of income other than sex work		
No	23.5	70
Yes	27.0	138
Duration in sex work		
< 5 years	26.6	105
5-9 years	30.4	57
10+ years	19.0	46
Residential status		
Lives outside place of interview	0.0	5
Lives in place of interview	26.7	203
Currently sells sex in any place other than place of interview		
No	24.2	136
Yes	29.2	72
Total	25.9	208

Table 7: Percent of FSWs reporting native place is different from current place of residence and percent of FSWs according to number of times visiting native place in a year, by selected characteristics, SBS-FSW, Guntur, Andhra Pradesh, 2007

Characteristics	Native place is different from current place of residence	Number	Number of times visiting native place in a year					Missing	Number
			None	1-4	5-9	10+			
Sex work type									
Public place	46.7	71	10.6	54.1	10.2	25.2	0.0	29	
Brothel	35.4	43	21.3	55.0	7.9	15.8	0.0	22	
Home	38.7	94	33.9	39.3	10.6	11.6	4.6	32	
Current age									
<25 years	27.1	49	17.1	61.5	9.3	12.0	0.0	15	
25-34 years	45.0	94	24.4	41.9	5.6	23.8	4.3	38	
35+ years	44.9	65	22.1	49.5	15.2	13.2	0.0	30	
Literacy									
Illiterate	43.7	141	21.9	54.7	7.0	16.4	0.0	57	
Literate	34.7	67	23.2	31.3	17.5	21.1	6.9	26	
Caste/tribe									
Scheduled caste	34.2	70	18.8	42.5	12.1	20.0	6.6	25	
Scheduled tribe	10.0	13	0.0	100.0	0.0	0.0	0.0	2	
Other	48.1	125	24.3	49.3	9.2	17.2	0.0	56	
Current marital status									
Currently married	38.5	76	19.4	61.2	2.0	17.5	0.0	27	
Separated/widowed/ divorced/ deserted	40.1	112	20.9	45.2	15.1	18.9	0.0	45	
Never married	56.7	20	40.0	23.0	5.9	11.7	19.5	11	
Source of income other than sex work									
No	49.1	70	27.6	47.9	8.9	15.7	0.0	34	
Yes	36.9	138	18.9	48.3	10.6	19.0	3.2	49	
Duration in sex work									
< 5 years	38.7	105	7.3	53.1	17.6	22.0	0.0	39	
5-9 years	40.5	57	38.4	36.8	4.0	13.4	7.3	23	
10+ years	45.3	46	33.0	50.5	2.2	14.4	0.0	21	
Residential status									
Lives outside place of interview	46.0	5	0.0	100.0	0.0	0.0	0.0	1	
Lives in place of interview	40.5	203	23.2	46.1	10.3	18.4	2.0	82	
Currently sells sex in any place other than place of interview									
No	40.9	136	23.0	38.4	13.2	22.5	2.9	53	
Yes	40.1	72	20.8	68.0	3.2	8.0	0.0	30	
Total	40.7	208	22.3	48.1	9.9	17.7	1.9	83	

Table 8: Percent of FSWs according to place of having sex with clients in Guntur, SBS-FSW, Guntur, Andhra Pradesh, 2007

Place of having sex with client	Percent
Home	41.8
Rented room	14.4
Lodge	5.5
Brothel	12.6
Public place	17.2
Someone else's house	7.9
Other	0.4
No answer	0.4
Total	100.0
Number	208

Table 9: Mean number of days sex work done in a typical month and mean number of clients in the last working day, by selected background characteristics, SBS-FSW, Guntur, Andhra Pradesh, 2007

Characteristics	Mean number of days sex work done in a typical month	Mean number of clients in the last working day	Number
Sex work type			
Public place	13.9	2.8	71
Brothel	16.1	3.6	43
Home	14.7	3.1	94
Current age			
<25 years	14.4	3.1	49
25-34 years	14.8	3.3	94
35+ years	14.7	2.9	65
Literacy			
Illiterate	14.4	3.1	141
Literate	15.4	3.2	67
Caste/tribe			
Scheduled caste	15.0	3.1	70
Scheduled tribe	13.8	3.3	13
Other	14.6	3.1	125
Current marital status			
Currently married	12.3	2.5	76
Separated/widowed/divorced/deserted	16.0	3.5	112
Never married	16.0	3.1	20
Source of income other than sex work			
No	16.1	3.4	70
Yes	14.1	3.0	138
Duration in sex work			
< 5 years	14.4	3.1	105
5-9 years	15.1	3.3	57
10+years	15.0	2.9	46
Residential status			
Lives outside place of interview	13.3	2.3	5
Lives in place of interview	14.8	3.1	203
Currently sells sex in any place other than place of interview			
No	14.2	2.8	136
Yes	15.7	3.8	72
Total	14.7	3.1	208

Table 10: Mean number of vaginal sex acts on the last day of sex work and mean number of vaginal sex acts for which condom was used, by selected characteristics, SBS-FSW, Guntur, Andhra Pradesh, 2007

Characteristics	Mean number of vaginal sex acts on the last day of sex work	Mean number of vaginal sex acts for which condom was used	Number
Sex work type			
Public place	3.3	3.0	71
Brothel	4.5	4.5	43
Home	3.4	3.2	94
Current age			
<25 years	3.6	3.3	49
25-34 years	3.9	3.8	94
35+ years	3.2	3.0	65
Literacy			
Illiterate	3.7	3.4	141
Literate	3.5	3.3	67
Caste/tribe			
Scheduled caste	3.7	3.5	70
Scheduled tribe	3.5	3.5	13
Other	3.6	3.3	125
Current marital status			
Currently married	2.9	2.6	76
Separated/widowed/ divorced/ deserted	4.1	3.9	112
Never married	3.0	2.9	20
Source of income other than sex work			
No	3.8	3.4	70
Yes	3.5	3.4	138
Duration in sex work			
< 5 years	3.9	3.6	105
5-9 years	3.6	3.5	57
10+ years	3.1	2.8	46
Residential status			
Lives outside place of interview	2.8	2.0	5
Lives in place of interview	3.6	3.4	203
Currently sells sex in any place other than place of interview			
No	3.1	3.0	136
Yes	4.6	4.2	72
Total	3.6	3.4	208

Table 11: Percent of FSWs according to mode of solicitation, by selected characteristics, SBS-FSW, Guntur, Andhra Pradesh, 2007

Characteristics	Mode of solicitation				Number
	Independent	Middleman (pimp or broker)	Clients come directly	Over the phone	
Sex work type					
Public place	49.4	48.9	0.9	0.8	71
Brothel	23.3	61.4	13.2	2.1	43
Home	16.6	77.1	1.2	5.1	94
Current age					
<25 years	8.7	84.5	6.7	0.0	49
25-34 years	35.0	56.2	3.5	5.4	94
35+ years	36.0	60.2	1.6	2.3	65
Literacy					
Illiterate	30.5	62.3	3.8	3.4	141
Literate	26.0	68.2	3.3	2.4	67
Caste/tribe					
Scheduled caste	34.7	58.4	3.0	4.0	70
Scheduled tribe	10.5	83.5	6.0	0.0	13
Other	27.4	66.1	3.8	2.8	125
Current marital status					
Currently married	23.8	71.3	1.5	3.4	76
Separated/widowed/ divorced/ deserted	31.4	61.6	3.8	3.2	112
Never married	35.7	50.7	13.6	0.0	20
Source of income other than sex work					
No	22.8	67.8	8.3	1.0	70
Yes	31.8	62.8	1.5	4.0	138
Duration in sex work					
< 5 years	24.4	66.3	4.2	5.1	105
5-9 years	18.2	78.7	1.4	1.7	57
10+ years	52.0	43.1	4.9	0.0	46
Residential status					
Lives outside place of interview	75.5	24.6	0.0	0.0	5
Lives in place of interview	27.5	65.6	3.8	3.2	203
Currently sells sex in any place other than place of interview					
No	33.2	62.8	2.8	1.2	136
Yes	20.8	67.3	5.2	6.6	72
Total	29.0	64.3	3.6	3.1	208

Table 12: Percentage of FSWs who live outside place of interview and percent who currently sell sex outside the place of interview, by selected background characteristics, SBS-FSW, Guntur, Andhra Pradesh, 2007

Characteristics	Percent who lives outside place of interview	Percent who currently sells sex outside the place of interview	Number
Current age			
<25 years	1.2	33.2	49
25-34 years	1.1	34.0	94
35+ years	7.3	33.5	65
Literacy			
Illiterate	4.8	32.8	141
Literate	0.0	35.3	67
Caste/tribe			
Scheduled caste	6.1	30.2	70
Scheduled tribe	0.0	35.8	13
Other	1.6	35.6	125
Current marital status			
Currently married	5.5	26.7	76
Separated/widowed/divorced/deserted	2.1	38.4	112
Never married	0.0	29.4	20
Source of income other than sex work			
No	0.0	45.8	70
Yes	4.6	28.3	138
Duration in sex work			
< 5 years	1.8	33.9	105
5-9 years	3.0	41.2	57
10+ years	6.5	24.3	46
Total	3.2	33.6	208

Table 13: Percent of places (currently sell sex in other places)^a according to frequency of visits to other places where sex is sold, SBS-FSW, Guntur, Andhra Pradesh, 2007

Characteristics	Frequency of visiting the place						Number
	Every day	Once a week	More than once a week	Fortnightly	Once a month	Other	
Sex work type							
Public place	7.7	23.6	6.6	13.3	36.4	12.5	48
Brothel	1.7	5.0	6.2	12.9	44.8	29.4	21
Home	1.1	27.9	9.3	8.2	38.9	14.7	83
Current age							
<25 years	0.0	25.1	8.9	1.8	27.7	36.6	23
25-34 years	6.9	29.6	7.3	7.9	34.8	13.5	69
35+ years	0.0	12.9	8.3	17.4	49.9	11.5	60
Literacy							
Illiterate	4.7	21.5	8.3	5.6	39.9	20.1	105
Literate	0.0	24.0	7.4	19.2	38.3	11.1	47
Caste/tribe							
Scheduled caste	1.6	29.4	3.6	9.9	34.5	21.1	51
Scheduled tribe	0.0	16.2	0.0	8.1	75.7	0.0	11
Other	4.4	18.6	12.0	11.2	37.4	16.4	90
Current marital status							
Currently married	7.4	14.2	5.1	12.7	50.0	10.7	44
Separated/widowed/ divorced/ deserted	1.4	27.1	10.0	9.5	34.1	18.1	95
Never married	0.0	11.0	0.0	11.0	45.5	32.5	13
Source of income other than sex work							
No	6.7	27.4	6.8	14.8	23.0	21.4	64
Yes	0.5	19.0	8.8	7.6	50.4	13.8	88
Duration in sex work							
< 5 years	0.0	25.5	10.6	8.2	34.5	21.3	59
5-9 years	8.1	19.7	7.6	13.4	34.5	16.7	59
10+ years	1.5	19.8	3.0	10.8	57.3	7.5	34
Residential status							
Lives outside place of interview	0.0	0.0	0.0	66.7	33.3	0.0	3
Lives in place of interview	3.1	22.9	8.1	9.3	39.5	17.2	149
Total	3.0	22.4	8.0	10.5	39.3	16.9	152

Note: ^a Details of maximum of three places were collected from the FSWs who reported to currently sell sex in other places.

Table 14: Percent of places (currently sell sex in other places)^a according to number of days in a month doing sex work in other places by selected characteristics, SBS-FSW, Guntur, Andhra Pradesh, 2007

Characteristics	Number of days in a month doing sex work in this place			Mean number of days	Number
	1-4	5-9	10+		
Sex work type					
Public place	61.9	18.8	19.3	7.0	48
Brothel	40.3	5.0	54.6	10.4	21
Home	57.0	20.0	23.0	6.0	83
Current age					
<25 years	39.6	4.3	56.1	10.2	23
25-34 years	52.9	16.1	31.0	7.4	69
35+ years	65.1	23.5	11.4	5.4	60
Literacy					
Illiterate	56.2	13.5	30.3	8.2	105
Literate	53.3	22.7	24.0	5.3	47
Caste/tribe					
Scheduled caste	58.3	11.2	30.4	7.5	51
Scheduled tribe	68.4	16.2	15.4	6.1	11
Other	51.2	20.7	28.1	7.0	90
Current marital status					
Currently married	85.0	6.5	8.5	3.4	44
Separated/widowed/ divorced/ deserted	42.4	21.5	36.2	8.6	95
Never married	52.4	15.6	32.0	9.2	13
Source of income other than sex work					
No	50.4	24.1	25.5	7.0	64
Yes	58.4	11.9	29.7	7.2	88
Duration in sex work					
< 5 years	38.5	15.5	46.0	9.2	59
5-9 years	64.7	19.8	15.5	5.5	59
10+ years	76.1	15.0	9.0	5.1	34
Residential status					
Lives outside place of interview	100.0	0.0	0.0	2.3	3
Lives in place of interview	54.2	17.2	28.6	7.2	149
Total	55.2	16.8	28.0	7.1	152

Note: ^a Details of maximum of three places were collected from the FSWs who reported to currently sell sex in other places.

Table 15: Percent of places (currently sell sex in other places)^a according to main reasons for visiting the places to sell sex , by selected characteristics, SBS-FSW, Guntur, Andhra Pradesh, 2007

Characteristics	Main reasons for going to this place to do sex work ^b						Number
	Maintain secrecy	More money	More clients	Less police harassment	Family reason	Familiar place	
Sex work type							
Public place	2.3	71.6	36.7	18.0	15.4	6.9	48
Brothel	0.0	89.9	31.1	20.2	5.0	35.3	21
Home	6.1	61.9	45.8	12.1	18.6	5.0	82
Current age							
<25 years	0.0	84.4	56.6	3.7	13.2	4.4	23
25-34 years	3.3	67.2	37.4	10.2	18.0	23.2	69
35+ years	6.4	66.2	36.4	26.5	12.7	0.8	59
Literacy							
Illiterate	1.8	66.3	41.9	14.3	14.7	15.1	105
Literate	7.5	76.3	37.9	17.0	15.9	4.5	46
Caste/tribe							
Scheduled caste	3.4	67.4	29.4	13.9	21.8	18.3	50
Scheduled tribe	8.1	68.4	52.2	28.3	3.7	0.0	11
Other	3.6	71.8	46.2	14.4	12.3	8.3	90
Current marital status							
Currently married	5.0	69.7	37.1	19.6	11.1	9.5	44
Separated/widowed/ divorced/ deserted	3.8	68.8	39.4	14.9	16.8	12.5	94
Never married	0.0	82.4	66.8	0.0	15.6	7.2	13
Source of income other than sex work							
No	3.2	70.4	50.4	13.0	16.8	3.5	63
Yes	4.4	69.6	33.8	16.9	14.0	16.5	88
Duration in sex work							
< 5 years	2.8	69.0	38.0	13.6	20.2	18.2	59
5-9 years	4.0	66.4	52.8	16.8	11.9	2.2	59
10+ years	6.0	77.4	26.4	16.6	9.3	10.9	33
Residential status							
Lives outside place of interview	0.0	33.3	0.0	33.3	33.3	0.0	3
Lives in place of interview	4.0	70.7	41.3	14.9	14.7	11.6	148
Total	3.9	69.9	40.5	15.3	15.1	11.3	151
Note: ^a Details of maximum of three places were collected from the FSWs who reported to currently sell sex in other places.							
^b May add to more than 100.0 due to multiple response.							

Table 16: Percent of places (currently sell sex in other places)^a according to the number of clients per day in other places, by selected characteristics, SBS-FSW, Guntur, Andhra Pradesh, 2007

Characteristics	Number of clients the sex worker have sex in a working day in this place				Mean number of clients	Number
	1-2	3-4	5-9	10+		
Sex work type						
Public place	30.2	37.4	32.4	0.0	3.6	48
Brothel	16.8	31.1	8.4	43.7	7.6	21
Home	20.6	38.4	37.0	4.0	4.3	83
Current age						
<25 years	8.1	13.8	63.1	15.1	6.7	23
25-34 years	23.7	32.0	26.6	17.6	5.1	69
35+ years	28.0	52.9	19.1	0.0	3.4	60
Literacy						
Illiterate	27.4	33.4	27.9	11.3	4.6	105
Literate	13.8	42.7	34.6	8.9	5.0	47
Caste/tribe						
Scheduled caste	24.4	41.7	12.5	21.5	5.4	51
Scheduled tribe	36.0	16.2	47.8	0.0	4.1	11
Other	19.4	36.4	39.8	4.4	4.4	90
Current marital status						
Currently married	32.9	42.9	19.5	4.7	3.4	44
Separated/widowed/ divorced/ deserted	18.9	33.6	33.6	13.9	5.3	95
Never married	13.0	41.4	45.6	0.0	4.6	13
Source of income other than sex work						
No	16.5	38.1	37.5	8.0	4.9	64
Yes	26.6	35.9	25.5	12.0	4.6	88
Duration in sex work						
< 5 years	18.7	27.7	32.0	21.7	6.0	59
5-9 years	24.6	33.7	40.2	1.6	4.0	59
10+ years	27.6	61.3	11.1	0.0	3.1	34
Residential status						
Lives outside place of interview	100.0	0.0	0.0	0.0	1.0	3
Lives in place of interview	20.9	37.5	31.0	10.6	4.8	149
Total	22.5	36.8	30.3	10.4	4.7	152

Note: ^a Details of maximum of three places were collected from the FSWs who reported to currently sell sex in other places.

Table 17: Percent of FSWs having husband or main cohabiting partner and percent of FSWs having repeat clients, by selected characteristics, SBS-FSW, Guntur, Andhra Pradesh, 2007

Characteristics	Husband or main co-habiting partner	Repeat clients	Number
Sex work type			
Public place	68.2	82.2	71
Brothel	42.0	87.9	43
Home	66.5	89.9	94
Current age			
<25 years	43.5	88.4	49
25-34 years	72.5	88.2	94
35+ years	61.5	84.2	65
Literacy			
Illiterate	65.3	86.8	141
Literate	55.3	87.1	67
Caste/tribe			
Scheduled caste	54.9	91.5	70
Scheduled tribe	75.9	74.7	13
Other	64.9	85.3	125
Current marital status			
Currently married	100.0	80.8	76
Separated/widowed/ divorced/ deserted	40.7	90.7	112
Never married	42.9	86.2	20
Source of income other than sex work			
No	54.1	87.4	70
Yes	65.3	86.7	138
Duration in sex work			
< 5 years	52.8	88.7	105
5-9 years	69.6	85.5	57
10+ years	73.3	84.3	46
Residential status			
Lives outside place of interview	75.5	85.9	5
Lives in place of interview	61.4	86.9	203
Currently sells sex in any place other than place of interview			
No	60.5	83.2	136
Yes	64.6	94.3	72
Total	61.9	86.9	208

Table 18: Mean age of husband or cohabiting partner, mean duration of relationship and mean number of months stayed together in the last 12 months, by selected characteristics, SBS-FSW, Guntur, Andhra Pradesh, 2007

Characteristics	Mean age of husband or cohabiting partner	Mean duration of relationship in years	Mean number of months stayed together in the last 12 months	Number
Sex work type				
Public place	37.0	10.5	11.0	46
Brothel	34.0	13.1	10.4	21
Home	37.1	9.8	10.8	66
Current age				
<25 years	26.2	5.5	11.4	22
25-34 years	34.9	9.2	10.5	72
35+ years	44.4	15.2	11.0	39
Literacy				
Illiterate	36.3	10.0	10.6	90
Literate	37.2	11.9	11.4	43
Caste/tribe				
Scheduled caste	38.6	11.5	11.0	43
Scheduled tribe	32.4	8.1	10.6	11
Other	36.0	10.3	10.8	79
Current marital status				
Currently married	36.6	14.4	11.7	76
Separated/widowed/ divorced/ deserted	36.6	4.8	9.5	48
Never married	36.3	10.9	10.8	9
Source of income other than sex work				
No	35.2	9.5	11.1	36
Yes	37.1	10.9	10.7	97
Duration in sex work				
< 5 years	32.8	8.2	10.9	62
5-9 years	34.8	8.6	10.4	41
10+ years	44.8	16.6	11.2	30
Residential status				
Lives outside place of interview	36.6	10.6	10.3	3
Lives in place of interview	36.6	10.6	10.8	130
Currently sells sex in any place other than place of interview				
No	37.3	11.3	10.8	84
Yes	35.2	9.2	10.8	49
Total	36.6	10.6	10.8	133

Table 19: Mean number of times the FSW have sex with husband or cohabiting partner and percent of FSWs according to frequency of using condom during sex with husband or cohabiting partner, by selected characteristics, SBS-FSW, Guntur, Andhra Pradesh, 2007

Characteristics	Mean number of times FSW have sex with husband or cohabiting partner in a normal month	Percent reported that condom is used				Number
		Never	Sometimes	Frequently	Always	
Sex work type						
Public place	12.3	59.5	26.6	4.1	9.8	46
Brothel	11.4	49.8	21.9	6.7	21.7	21
Home	13.3	59.2	24.0	10.4	6.3	66
Current age						
<25 years	17.7	71.3	18.1	5.3	5.3	22
25-34 years	12.4	44.3	33.1	9.3	13.3	72
35+ years	10.5	71.9	15.2	6.0	7.0	39
Literacy						
Illiterate	12.8	59.1	24.5	6.6	9.8	90
Literate	12.4	55.3	25.1	9.7	9.9	43
Caste/tribe						
Scheduled caste	13.0	84.4	13.3	1.0	1.2	43
Scheduled tribe	12.7	76.6	13.9	9.5	0.0	11
Other	12.5	41.2	32.2	10.8	15.8	79
Current marital status						
Currently married	13.1	63.9	25.5	5.4	5.2	76
Separated/widowed/ divorced/ deserted	11.4	54.4	21.1	9.4	15.2	48
Never married	17.2	14.8	43.9	18.8	22.6	9
Source of income other than sex work						
No	14.7	64.6	19.7	6.9	8.8	36
Yes	11.9	55.5	26.5	7.8	10.2	97
Duration in sex work						
< 5 years	14.2	55.8	26.3	6.4	11.5	62
5-9 years	12.1	47.8	32.6	11.8	7.8	41
10+ years	10.7	72.7	13.2	4.7	9.3	30
Residential status						
Lives outside place of interview	21.8	81.4	0.0	0.0	18.6	3
Lives in place of interview	12.3	57.0	25.7	7.8	9.5	130
Currently sells sex in any place other than place of interview						
No	12.2	56.2	28.7	4.7	10.5	84
Yes	13.5	61.3	17.2	12.8	8.6	49
Total	12.7	58.0	24.7	7.5	9.8	133

Table 20: Percent of FSWs reporting that husband or cohabiting partner know that she is sex worker and percent who report that her husband or partner has sexual relationships with other women, by selected characteristics, SBS-FSW, Guntur, Andhra Pradesh, 2007

Characteristics	Husband or partner know that she is sex worker	Husband or partner have sexual relationships with other women	Number
Sex work type			
Public place	22.8	32.7	46
Brothel	37.6	45.9	21
Home	24.3	55.4	66
Current age			
<25 years	11.7	22.7	22
25-34 years	21.1	50.6	72
35+ years	39.8	50.0	39
Literacy			
Illiterate	24.0	48.4	90
Literate	29.5	39.3	43
Caste/tribe			
Scheduled caste	27.3	39.9	43
Scheduled tribe	4.3	56.7	11
Other	27.5	47.4	79
Current marital status			
Currently married	13.7	29.6	76
Separated/widowed/ divorced/ deserted	39.0	69.7	48
Never married	64.0	45.8	9
Source of income other than sex work			
No	38.6	33.1	36
Yes	20.9	50.3	97
Duration in sex work			
< 5 years	10.2	45.2	62
5-9 years	34.2	48.0	41
10+ years	41.5	43.8	30
Residential status			
Lives outside place of interview	20.3	79.7	3
Lives in place of interview	25.9	44.3	130
Currently sells sex in any place other than place of interview			
No	25.2	41.6	84
Yes	26.6	53.1	49
Total	25.7	45.7	133

Table 21: Percent of FSWs reporting non-commercial sex partners, mean number of non-commercial partners ever had, mean number of non-commercial partners in the last 12 months, and mean number of new non-commercial sex partners in the last 12 months by selected characteristics, SBS-FSW, Guntur, Andhra Pradesh 2007

Characteristics	Percent of FSWs having non-commercial sex partners	Number	Mean number of non-commercial partners ever had	Mean number of non-commercial partners in the last 12 months	Mean number of new non-commercial partners in the last 12 months	Number
Sex work type						
Public place	47.0	71	1.9	1.5	0.3	34
Brothel	61.3	43	1.2	1.0	0.1	24
Home	53.0	94	1.8	1.3	0.3	51
Current age						
<25 years	57.9	49	1.2	0.9	0.1	27
25-34 years	58.7	94	1.9	1.4	0.4	54
35+ years	41.5	65	1.8	1.6	0.2	28
Literacy						
Illiterate	52.5	141	1.8	1.3	0.3	78
Literate	53.3	67	1.5	1.2	0.1	31
Caste/tribe						
Scheduled caste	54.4	70	1.8	1.3	0.1	41
Scheduled tribe	43.4	13	1.0	0.7	0.0	7
Other	52.7	125	1.7	1.3	0.3	61
Current marital status						
Currently married	52.9	76	1.4	1.2	0.1	43
Separated/widowed/divorced/ deserted	50.1	112	1.8	1.4	0.4	52
Never married	74.8	20	1.8	0.9	0.2	14
Source of income other than sex work						
No	41.8	70	1.5	1.0	0.2	31
Yes	57.6	138	1.8	1.4	0.3	78
Duration in sex work						
< 5 years	53.8	105	1.3	1.1	0.2	54
5-9 years	57.0	57	2.3	1.5	0.3	32
10+ years	45.5	46	1.7	1.4	0.2	23
Residential status						
Lives outside place of interview	24.6	5	1.0	1.0	0.0	2
Lives in place of interview	53.7	203	1.7	1.3	0.2	107
Currently sells sex in any place other than place of interview						
No	48.3	136	1.8	1.2	0.3	66
Yes	61.6	72	1.6	1.4	0.2	43
Total	52.8	208	1.7	1.3	0.2	109

Table 22: Mean age of the most recent non-commercial partner when he had first sex with the FSW and mean duration of relationship by selected characteristic, SBS-FSW, Guntur, Andhra Pradesh 2007

Characteristics	Mean age of most recent non-commercial sex partner when he had first sex with the FSW	Mean duration since first sex with the most recent non-commercial sex partner in years	Number
Sex work type			
Public place	28.5	6.4	34
Brothel	26.1	4.2	24
Home	30.0	3.5	51
Current age			
<25 years	25.1	2.7	27
25-34 years	29.3	4.6	54
35+ years	30.8	6.3	28
Literacy			
Illiterate	28.9	4.4	78
Literate	28.1	4.8	31
Caste/tribe			
Scheduled caste	28.1	5.4	41
Scheduled tribe	24.6	6.5	7
Other	29.3	3.8	61
Current marital status			
Currently married	27.5	6.9	43
Separated/widowed/ divorced/ deserted	29.3	3.1	52
Never married	28.7	4.0	14
Source of income other than sex work			
No	27.0	4.7	31
Yes	29.1	4.5	78
Duration in sex work			
< 5 years	26.9	3.4	54
5-9 years	30.1	5.0	32
10+ years	31.1	7.1	23
Residential status			
Lives outside place of interview	25.6	15.1	2
Lives in place of interview	28.6	4.4	107
Currently sells sex in any place other than place of interview			
No	28.3	3.9	66
Yes	29.0	5.5	43
Total	28.6	4.5	109

Table 23: Percent of FSWs reporting that the most recent non-commercial sex partners support her economically and percent of FSWs who support the partner economically by selected characteristic, SBS-FSW, Guntur, Andhra Pradesh 2007

Characteristics	Percent reporting that she supports the most recent non-commercial partners economically	Percent reporting that the most recent non-commercial partners supports her economically	Number
Sex work type			
Public place	32.0	65.4	34
Brothel	14.0	73.4	24
Home	17.6	80.7	51
Current age			
<25 years	16.5	58.0	27
25-34 years	26.7	80.2	54
35+ years	15.3	80.0	28
Literacy			
Illiterate	16.4	78.5	78
Literate	29.9	66.4	31
Caste/tribe			
Scheduled caste	21.8	76.2	41
Scheduled tribe	33.3	100.0	7
Other	19.5	70.8	61
Current marital status			
Currently married	25.9	74.1	43
Separated/widowed/ divorced/ deserted	15.4	78.1	52
Never married	35.6	53.3	14
Source of income other than sex work			
No	11.0	63.6	31
Yes	24.3	77.8	78
Duration in sex work			
< 5 years	14.4	76.1	54
5-9 years	26.4	84.6	32
10+ years	31.0	54.6	23
Residential status			
Lives outside place of interview	37.5	100.0	2
Lives in place of interview	20.8	73.9	107
Currently sells sex in any place other than place of interview			
No	27.2	72.6	66
Yes	11.5	77.0	43
Total	21.0	74.3	109

Table 24: Percent of FSWs according to current marital status of the most recent non-commercial partner by selected characteristic, SBS-FSW, Guntur, Andhra Pradesh 2007

Characteristics	Currently married	Separated	Never married	Don't know	Number
Sex work type					
Public place	70.7	1.8	27.5	0.0	34
Brothel	91.6	0.0	5.6	2.9	24
Home	83.5	0.0	14.9	1.6	51
Current age					
<25 years	79.0	0.0	21.0	0.0	27
25-34 years	76.8	1.1	19.1	3.0	54
35+ years	93.2	0.0	6.8	0.0	28
Literacy					
Illiterate	81.2	0.8	15.9	2.2	78
Literate	82.7	0.0	17.3	0.0	31
Caste/tribe					
Scheduled caste	79.2	1.4	19.4	0.0	41
Scheduled tribe	75.8	0.0	24.2	0.0	7
Other	83.9	0.0	13.7	2.5	61
Current marital status					
Currently married	80.7	0.0	19.3	0.0	43
Separated/widowed/ divorced/ deserted	84.9	1.0	12.9	1.3	52
Never married	67.0	0.0	25.6	7.4	14
Source of income other than sex work					
No	70.2	0.0	27.0	2.9	31
Yes	85.4	0.7	13.0	0.9	78
Duration in sex work					
< 5 years	80.0	1.0	17.6	1.4	54
5-9 years	86.3	0.0	13.7	0.0	32
10+ years	79.4	0.0	17.0	3.6	23
Residential status					
Lives outside place of interview	100.0	0.0	0.0	0.0	2
Lives in place of interview	81.4	0.5	16.6	1.4	107
Currently sells sex in any place other than place of interview					
No	76.6	0.0	21.1	2.3	66
Yes	89.6	1.4	9.0	0.0	43
Total	81.7	0.5	16.4	1.4	109

Table 25: Percent of FSWs reporting that the most recent non-commercial sex partner had ever lived/stayed with her and percent reporting that the partner is aware that she is a sex worker, by selected characteristic, SBS-FSW, Guntur, Andhra Pradesh 2007

Characteristics	Percent reporting that the most recent non-commercial partner had ever stayed with her	Percent reporting that the most recent non-commercial partner knows that she is sex worker	Number
Sex work type			
Public place	17.4	29.3	34
Brothel	35.3	46.4	24
Home	11.6	41.4	51
Current age			
<25 years	9.9	43.1	27
25-34 years	28.8	40.8	54
35+ years	11.1	31.6	28
Literacy			
Illiterate	20.5	41.3	78
Literate	16.7	34.6	31
Caste/tribe			
Scheduled caste	28.7	40.0	41
Scheduled tribe	33.3	40.9	7
Other	11.6	38.2	61
Current marital status			
Currently married	9.9	20.9	43
Separated/widowed/ divorced/ deserted	21.9	50.9	52
Never married	37.7	38.5	14
Source of income other than sex work			
No	17.2	42.6	31
Yes	19.8	37.9	78
Duration in sex work			
< 5 years	20.2	44.2	54
5-9 years	13.2	39.1	32
10+ years	25.2	25.2	23
Residential status			
Lives outside place of interview	0.0	37.5	2
Lives in place of interview	19.5	39.1	107
Currently sells sex in any place other than place of interview			
No	20.3	29.0	66
Yes	17.5	54.5	43
Total	19.2	39.0	109

Table 26: Percent of FSWs who said that the most recent non-commercial sex partner has sexual relationships with other women, by selected characteristics, SBS-FSW, Guntur, Andhra Pradesh, 2007

Characteristics	Percent said that the most recent non-commercial partner has sexual relationships with other women	Number
Sex work type		
Public place	66.2	34
Brothel	89.4	24
Home	86.1	51
Current age		
<25 years	79.7	27
25-34 years	82.0	54
35+ years	80.5	28
Literacy		
Illiterate	86.0	78
Literate	71.5	31
Caste/tribe		
Scheduled caste	83.3	41
Scheduled tribe	75.8	7
Other	79.9	61
Current marital status		
Currently married	76.3	43
Separated/widowed/ divorced/ deserted	87.5	52
Never married	61.5	14
Source of income other than sex work		
No	68.6	31
Yes	85.0	78
Duration in sex work		
< 5 years	79.4	54
5-9 years	96.8	32
10+ years	62.4	23
Residential status		
Lives outside place of interview	100.0	2
Lives in place of interview	80.7	107
Currently sells sex in any place other than place of interview		
No	76.6	66
Yes	87.9	43
Total	81.0	109

Table 27: Percent of FSWs according to type of most recent sex partner, by selected characteristics, SBS-FSW, Guntur, Andhra Pradesh, 2007

Characteristics	Percent reported that most recent sex partner was					Number
	New client	Repeat client	Non-commercial sex partner	Cohabiting partner	Husband	
Sex work type						
Public place	58.2	10.8	5.6	12.1	13.4	71
Brothel	59.4	20.3	3.2	4.7	12.4	43
Home	59.9	8.7	6.5	8.4	16.5	94
Current age						
<25 years	67.1	8.2	3.5	6.9	14.2	49
25-34 years	51.0	14.8	7.1	11.3	15.8	94
35+ years	64.0	10.8	4.8	7.1	13.3	65
Literacy						
Illiterate	60.5	9.7	4.5	10.3	15.0	141
Literate	56.7	16.1	7.3	6.0	13.8	67
Caste/tribe						
Scheduled caste	63.0	12.4	6.1	9.7	8.8	70
Scheduled tribe	63.9	0.0	7.2	10.5	18.4	13
Other	56.3	12.8	4.9	8.1	17.9	125
Current marital status						
Currently married	45.1	13.8	5.4	0.0	35.8	76
Separated/widowed/ divorced/ deserted	67.9	12.1	4.5	12.2	3.4	112
Never married	59.0	0.0	14.4	26.6	0.0	20
Source of income other than sex work						
No	65.5	9.9	0.7	12.3	11.6	70
Yes	56.4	12.7	7.6	7.3	15.9	138
Duration in sex work						
< 5 years	62.0	11.9	3.7	9.2	13.2	105
5-9 years	61.2	9.7	8.5	9.2	11.5	57
10+ years	50.7	14.3	6.0	7.6	21.4	46
Residential status						
Lives outside place of interview	75.5	15.4	9.2	0.0	0.0	5
Lives in place of interview	58.7	11.8	5.4	9.1	15.1	203
Currently sells sex in any place other than place of interview						
No	65.7	7.9	5.2	5.4	15.8	136
Yes	46.3	19.6	6.0	15.7	12.3	72
Total	59.2	11.9	5.5	8.9	14.6	208

Table 28: Percent of FSWs according to type of the second most recent sex partner, by selected characteristics, SBS-FSW, Guntur, Andhra Pradesh, 2007

Characteristics	Percent reported that the second most recent sex partner was					Number
	New client	Repeat client	Non-commercial sex partner	Cohabiting partner	Husband	
Sex work type						
Public place	67.5	13.4	7.5	3.4	8.2	71
Brothel	83.7	11.8	1.4	1.1	2.1	43
Home	85.4	11.1	1.0	0.8	1.8	94
Current age						
<25 years	82.4	7.6	3.1	0.0	7.0	49
25-34 years	69.7	19.6	5.9	2.9	2.1	94
35+ years	88.6	5.5	0.0	1.5	4.4	65
Literacy						
Illiterate	75.6	12.6	4.9	1.6	5.2	141
Literate	85.7	10.8	0.0	1.9	1.6	67
Caste/tribe						
Scheduled caste	81.0	11.6	2.1	0.7	4.7	70
Scheduled tribe	75.0	17.7	0.0	0.0	7.2	13
Other	78.2	11.6	4.3	2.6	3.3	125
Current marital status						
Currently married	61.2	22.2	4.2	1.1	11.3	76
Separated/widowed/ divorced/ deserted	90.1	4.6	3.0	2.3	0.0	112
Never married	77.6	22.4	0.0	0.0	0.0	20
Source of income other than sex work						
No	90.7	7.7	0.0	1.6	0.0	70
Yes	73.8	13.9	4.7	1.8	5.8	138
Duration in sex work						
< 5 years	74.9	12.4	6.3	1.4	5.0	105
5-9 years	85.6	12.0	0.0	2.5	0.0	57
10+ years	80.8	11.1	0.0	1.6	6.5	46
Residential status						
Lives outside place of interview	24.6	15.4	0.0	14.1	46.0	5
Lives in place of interview	80.8	11.9	3.3	1.3	2.6	203
Currently sells sex in any place other than place of interview						
No	77.0	11.8	3.0	2.3	6.0	136
Yes	83.0	12.5	3.8	0.7	0.0	72
Total	79.0	12.0	3.2	1.7	4.0	208

Table 29: Percent of FSWs according to type of the third most recent sex partner, by selected characteristics, SBS-FSW, Guntur, Andhra Pradesh, 2007

Characteristics	Percent reported that the third most recent sex partner was					Number
	New client	Repeat client	Non-commercial sex partner	Cohabiting partner	Husband	
Sex work type						
Public place	83.0	4.1	5.8	5.8	1.3	71
Brothel	73.4	23.5	0.0	1.8	1.4	43
Home	79.3	12.3	4.7	0.0	3.8	94
Current age						
<25 years	94.1	1.3	1.9	0.0	2.8	49
25-34 years	74.3	18.0	2.0	1.5	4.2	94
35+ years	75.0	11.7	8.3	5.0	0.0	65
Literacy						
Illiterate	77.0	13.9	3.2	3.5	2.4	141
Literate	83.7	8.0	5.7	0.0	2.6	67
Caste/tribe						
Scheduled caste	74.5	16.7	2.8	4.5	1.5	70
Scheduled tribe	78.3	7.2	0.0	0.0	14.5	13
Other	82.5	9.3	5.3	1.1	1.8	125
Current marital status						
Currently married	72.8	13.6	6.8	0.0	6.9	76
Separated/widowed/ divorced/ deserted	83.1	10.7	2.9	3.4	0.0	112
Never married	80.9	13.6	0.0	5.5	0.0	20
Source of income other than sex work						
No	91.5	7.3	0.0	1.2	0.0	70
Yes	73.9	13.9	5.9	2.8	3.5	138
Duration in sex work						
< 5 years	78.7	15.0	3.1	0.6	2.7	105
5-9 years	79.9	12.0	4.0	0.0	4.1	57
10+ years	79.9	4.6	6.5	9.0	0.0	46
Residential status						
Lives outside place of interview	84.7	15.4	0.0	0.0	0.0	5
Lives in place of interview	79.1	11.8	4.2	2.4	2.5	203
Currently sells sex in any place other than place of interview						
No	79.8	9.8	4.6	3.1	2.6	136
Yes	78.2	16.0	3.0	0.8	2.1	72
Total	79.3	11.9	4.1	2.3	2.4	208

Table 30: Mean number of repeat clients and mean age of most recent repeat client among FSWs who reported to currently have repeat clients, by selected characteristics, SBS-FSW, Guntur, Andhra Pradesh, 2007

Characteristics	Mean number of repeat clients currently have	Mean age of most recent repeat client	Number
Sex work type			
Public place	4.8	35.1	59
Brothel	4.8	29.3	36
Home	4.4	34.2	85
Current age			
<25 years	3.8	27.0	44
25-34 years	4.7	32.8	80
35+ years	5.1	39.0	56
Literacy			
Illiterate	4.7	33.3	122
Literate	4.4	33.6	58
Caste/tribe			
Scheduled caste	4.4	34.3	62
Scheduled tribe	3.7	29.8	11
Other	4.8	33.1	107
Current marital status			
Currently married	4.0	33.5	62
Separated/widowed/ divorced/ deserted	4.7	33.5	101
Never married	6.4	32.5	17
Source of income other than sex work			
No	4.6	34.1	61
Yes	4.6	33.1	119
Duration in sex work			
< 5 years	3.9	30.3	92
5-9 years	4.7	34.6	48
10+ years	6.0	39.3	40
Residential status			
Lives outside place of interview	5.0	37.1	4
Lives in place of interview	4.6	33.3	176
Currently sells sex in any place other than place of interview			
No	4.2	33.5	112
Yes	5.3	33.3	68
Total	4.6	33.4	180

Note: For 1 case, the information on number of repeat client and mean age of recent repeat client is missing.

Table 31: Percent of FSWs (who reported to currently have repeat clients) according to marital status of the most recent repeat client, by selected characteristics, SBS-FSW, Guntur, Andhra Pradesh, 2007

Characteristics	Currently married	Separated	Widowed	Never married	Don't know/ No answer	Number
Sex work type						
Public place	85.5	2.1	2.9	4.2	5.4	60
Brothel	72.1	0.0	0.0	24.5	3.5	36
Home	79.7	0.0	0.0	14.4	5.9	85
Current age						
<25 years	80.0	0.0	0.9	16.5	2.6	44
25-34 years	72.6	1.5	0.0	15.3	10.6	81
35+ years	89.5	0.0	2.2	8.3	0.0	56
Literacy						
Illiterate	79.1	0.0	0.6	14.1	6.2	123
Literate	81.4	1.9	1.4	11.8	3.4	58
Caste/tribe						
Scheduled caste	77.2	1.7	1.8	15.1	4.2	62
Scheduled tribe	95.6	0.0	0.0	4.4	0.0	11
Other	80.2	0.0	0.4	13.0	6.5	108
Current marital status						
Currently married	82.7	0.9	0.0	10.3	6.1	63
Separated/widowed/ divorced/ deserted	79.3	0.6	1.5	14.4	4.3	101
Never married	71.1	0.0	0.0	19.3	9.6	17
Source of income other than sex work						
No	79.4	1.2	0.7	12.6	6.2	61
Yes	80.1	0.4	1.0	13.7	4.8	120
Duration in sex work						
< 5 years	72.8	0.6	0.9	19.4	6.3	93
5-9 years	83.8	0.0	0.0	8.8	7.4	48
10+ years	92.1	1.7	1.9	4.3	0.0	40
Residential status						
Lives outside place of interview	100.0	0.0	0.0	0.0	0.0	4
Lives in place of interview	79.2	0.7	0.9	13.8	5.4	177
Currently sells sex in any place other than place of interview						
No	80.1	1.0	1.4	10.2	7.2	113
Yes	79.5	0.0	0.0	18.8	1.8	68
Total	79.9	0.7	0.9	13.4	5.2	181

Table 32: Percent of FSWs according to the duration since first sex with the most recent repeat client, by selected characteristics, SBS-FSW, Guntur, Andhra Pradesh, 2007

Characteristics	Duration since first sex with the most recent repeat client is			Mean duration since first sex in years	Number
	< 1 year	1-3 years	4+ years		
Sex work type					
Public place	32.8	42.9	24.4	2.8	60
Brothel	52.2	37.8	10.1	1.1	36
Home	37.6	48.4	14.0	1.5	85
Current age					
<25 years	60.2	35.4	4.4	0.7	44
25-34 years	43.1	50.1	6.8	1.2	81
35+ years	18.0	43.5	38.5	3.5	56
Literacy					
Illiterate	40.5	40.0	19.6	2.0	123
Literate	36.8	52.9	10.3	1.4	58
Caste/tribe					
Scheduled caste	37.6	41.8	20.7	2.2	62
Scheduled tribe	51.6	44.0	4.4	0.9	11
Other	39.2	46.2	14.6	1.6	108
Current marital status					
Currently married	18.8	69.0	12.3	1.6	63
Separated/widowed/ divorced/ deserted	51.1	30.5	18.4	1.9	101
Never married	32.8	48.3	18.9	2.5	17
Source of income other than sex work					
No	31.4	48.9	19.7	1.9	61
Yes	42.7	42.3	15.0	1.8	120
Duration in sex work					
< 5 years	54.4	43.6	2.0	0.8	93
5-9 years	28.9	50.1	21.0	1.8	48
10+ years	15.3	39.4	45.4	4.3	40
Residential status					
Lives outside place of interview	0.0	28.6	71.4	3.7	4
Lives in place of interview	40.5	44.9	14.6	1.8	177
Currently sells sex in any place other than place of interview					
No	38.5	41.3	20.1	2.1	113
Yes	40.4	49.7	9.9	1.3	68
Total	39.2	44.4	16.4	1.8	181

Table 33: Percent of FSWs according to the duration since last sex with the most recent repeat client, by selected characteristics, SBS-FSW, Guntur, Andhra Pradesh, 2007

Characteristics	Duration since last sex with the most recent repeat client is				Mean duration since last sex in weeks	Number
	< 1 week	1 week	2 weeks	3+ weeks		
Sex work type						
Public place	54.6	30.0	9.3	6.1	0.8	60
Brothel	44.3	27.6	16.8	11.4	1.3	36
Home	44.4	35.8	9.0	10.9	1.0	85
Current age						
<25 years	50.1	29.6	10.5	9.8	0.8	44
25-34 years	50.0	28.6	14.6	6.8	1.0	81
35+ years	42.4	38.9	5.8	12.8	1.2	56
Literacy						
Illiterate	49.4	30.8	9.1	10.8	1.1	123
Literate	44.1	34.9	14.1	6.9	1.0	58
Caste/tribe						
Scheduled caste	57.0	27.7	10.9	4.4	0.8	62
Scheduled tribe	23.8	39.2	29.0	8.1	1.2	11
Other	43.3	34.6	9.0	13.1	1.2	108
Current marital status						
Currently married	44.5	32.7	11.0	11.7	1.2	63
Separated/widowed/ divorced/ deserted	47.2	31.7	11.8	9.3	1.0	101
Never married	66.6	33.4	0.0	0.0	0.3	17
Source of income other than sex work						
No	49.0	38.0	3.5	9.5	0.9	61
Yes	47.0	29.6	14.0	9.5	1.1	120
Duration in sex work						
< 5 years	47.4	27.5	11.7	13.5	1.2	93
5-9 years	46.8	36.0	13.1	4.1	0.8	48
10+ years	49.0	38.8	6.0	6.3	0.9	40
Residential status						
Lives outside place of interview	35.7	64.3	0.0	0.0	0.6	4
Lives in place of interview	48.0	31.1	11.1	9.8	1.0	177
Currently sells sex in any place other than place of interview						
No	40.7	35.4	14.3	9.5	1.2	113
Yes	59.6	26.5	4.6	9.4	0.8	68
Total	47.6	32.2	10.8	9.5	1.0	181

Table 34: Percent of FSWs according to number of times had sex with the most recent repeat client the last time, by selected characteristics, SBS-FSW, Guntur, Andhra Pradesh, 2007

Characteristics	Number of times had sex with the most recent repeat client (among who currently have repeat client)			Number
	1 time	2 times	3+ times	
Sex work type				
Public place	37.2	47.7	15.1	60
Brothel	34.2	56.0	9.9	36
Home	40.2	57.1	2.8	85
Current age				
<25 years	35.4	63.3	1.3	44
25-34 years	41.1	51.2	7.7	81
35+ years	35.6	50.3	14.2	56
Literacy				
Illiterate	36.5	54.2	9.3	123
Literate	40.8	53.1	6.0	58
Caste/tribe				
Scheduled caste	38.0	51.9	10.1	62
Scheduled tribe	22.1	77.9	0.0	11
Other	39.4	53.0	7.7	108
Current marital status				
Currently married	42.0	47.7	10.3	63
Separated/widowed/ divorced/ deserted	32.4	60.1	7.4	101
Never married	67.8	27.4	4.8	17
Source of income other than sex work				
No	41.8	53.1	5.2	61
Yes	36.2	54.2	9.5	120
Duration in sex work				
< 5 years	29.9	64.8	5.3	93
5-9 years	46.4	48.7	5.0	48
10+ years	47.2	33.9	18.9	40
Residential status				
Lives outside place of interview	28.6	17.9	53.6	4
Lives in place of interview	38.3	55.0	6.7	177
Currently sells sex in any place other than place of interview				
No	41.8	48.1	10.1	113
Yes	31.3	63.8	4.9	68
Total	37.9	53.9	8.2	181

Table 35: Percent of FSWs reporting that the most recent repeat client has sexual relations with other women by selected characteristics, SBS-FSW, Guntur, Andhra Pradesh, 2007

Characteristics	Repeat client has sexual relations with other women	Number
Sex work type		
Public place	87.3	60
Brothel	76.6	36
Home	79.6	85
Current age		
<25 years	82.3	44
25-34 years	75.5	81
35+ years	88.6	56
Literacy		
Illiterate	79.7	123
Literate	84.7	58
Caste/tribe		
Scheduled caste	82.0	62
Scheduled tribe	95.6	11
Other	79.6	108
Current marital status		
Currently married	83.5	63
Separated/widowed/ divorced/ deserted	79.7	101
Never married	86.2	17
Source of income other than sex work		
No	84.5	61
Yes	80.0	120
Duration in sex work		
< 5 years	74.3	93
5-9 years	85.6	48
10+ years	93.2	40
Residential status		
Lives outside place of interview	100.0	4
Lives in place of interview	80.8	177
Currently sells sex in any place other than place of interview		
No	82.5	113
Yes	79.5	68
Total	81.4	181

Table 36: Mean age of second and third most recent repeat client among FSWs who reported to have two or more repeat clients currently, by selected characteristics, SBS-FSW, Guntur, Andhra Pradesh, 2007

Characteristics	Mean age of second most recent repeat client	Number	Mean age of third most recent repeat client	Number
Sex work type				
Public place	35.6	57	34.1	44
Brothel	30.2	36	35.2	25
Home	34.2	76	34.2	62
Current age				
<25 years	28.3	41	28.9	29
25-34 years	32.4	74	33.4	61
35+ years	39.6	54	38.8	41
Literacy				
Illiterate	33.8	114	34.6	88
Literate	33.5	55	33.7	43
Caste/tribe				
Scheduled caste	35.7	57	37.5	47
Scheduled tribe	31.7	11	33.0	7
Other	32.6	101	32.3	77
Current marital status				
Currently married	34.4	59	34.6	44
Separated/widowed/ divorced/ deserted	33.1	95	34.4	77
Never married	36.2	15	32.1	10
Source of income other than sex work				
No	32.6	57	32.4	41
Yes	34.2	112	35.1	90
Duration in sex work				
< 5 years	30.7	85	31.1	62
5-9 years	33.9	45	34.3	37
10+ years	40.2	39	40.4	32
Residential status				
Lives outside place of interview	43.2	4	39.4	4
Lives in place of interview	33.4	165	34.1	127
Currently sells sex in any place other than place of interview				
No	34.3	105	34.9	77
Yes	32.7	64	33.6	54
Total	33.7	169	34.4	131

Note: Information on age is don't know or missing for 2 cases and 1 case for second and third repeat client.

Table 37: Percent of FSWs (among who reported to have two or more repeat clients currently) according to current marital status of second most recent repeat client, by selected characteristics, SBS-FSW, Guntur, Andhra Pradesh, 2007

Characteristics	Currently married	Separated	Never married	Don't know/missing	Number
Sex work type					
Public place	91.7	0.0	8.3	0.0	57
Brothel	77.2	0.0	19.3	3.5	36
Home	88.3	1.2	10.5	0.0	76
Current age					
<25 years	67.7	2.2	26.9	3.2	41
25-34 years	87.7	0.0	12.3	0.0	74
35+ years	100.0	0.0	0.0	0.0	54
Literacy					
Illiterate	88.9	0.8	9.6	0.7	114
Literate	83.0	0.0	16.0	1.0	55
Caste/tribe					
Scheduled caste	89.3	0.0	9.8	0.9	57
Scheduled tribe	52.8	9.7	29.5	8.1	11
Other	88.6	0.0	11.4	0.0	101
Current marital status					
Currently married	82.6	1.7	15.7	0.0	59
Separated/widowed/ divorced/ deserted	89.6	0.0	9.7	0.8	95
Never married	82.0	0.0	12.6	5.4	15
Source of income other than sex work					
No	79.4	1.8	16.2	2.7	57
Yes	90.1	0.0	9.9	0.0	112
Duration in sex work					
< 5 years	81.3	1.1	16.1	1.6	85
5-9 years	87.2	0.0	12.8	0.0	45
10+ years	98.8	0.0	1.2	0.0	39
Residential status					
Lives outside place of interview	100.0	0.0	0.0	0.0	4
Lives in place of interview	86.4	0.6	12.2	0.8	165
Currently sells sex in any place other than place of interview					
No	87.2	0.9	10.7	1.3	105
Yes	86.3	0.0	13.7	0.0	64
Total	86.8	0.6	11.8	0.8	169

Table 38: Percent of FSWs (among who reported to have two or more repeat clients currently) according to current marital status of third most recent repeat client, by selected characteristics, SBS-FSW, Guntur, Andhra Pradesh, 2007

Characteristics	Currently married	Widowed	Never married	Don't know/missing	Number
Sex work type					
Public place	74.9	3.7	16.0	5.5	44
Brothel	64.0	0.0	33.8	2.3	25
Home	78.4	0.0	20.0	1.6	62
Current age					
<25 years	49.6	0.0	46.2	4.3	29
25-34 years	74.7	0.0	20.5	4.8	61
35+ years	88.9	3.4	7.8	0.0	41
Literacy					
Illiterate	71.2	1.7	23.4	3.8	88
Literate	81.4	0.0	17.2	1.4	43
Caste/tribe					
Scheduled caste	81.3	0.0	12.2	6.5	47
Scheduled tribe	73.4	0.0	26.7	0.0	7
Other	69.7	2.1	27.4	0.8	77
Current marital status					
Currently married	91.3	0.0	8.7	0.0	44
Separated/widowed/ divorced/ deserted	65.0	1.9	29.7	3.4	77
Never married	79.4	0.0	5.5	15.1	10
Source of income other than sex work					
No	57.1	0.0	39.9	3.1	41
Yes	81.6	1.7	13.8	3.0	90
Duration in sex work					
< 5 years	58.4	0.0	36.0	5.6	62
5-9 years	82.8	0.0	16.0	1.3	37
10+ years	95.5	4.6	0.0	0.0	32
Residential status					
Lives outside place of interview	89.3	0.0	10.7	0.0	4
Lives in place of interview	73.7	1.2	21.9	3.1	127
Currently sells sex in any place other than place of interview					
No	79.6	2.0	13.8	4.6	77
Yes	67.2	0.0	32.1	0.8	54
Total	74.4	1.2	21.4	3.0	131

Table 39: Percent of FSWs according to the duration since first sex with the second most recent repeat client, by selected characteristics, SBS-FSW, Guntur, Andhra Pradesh, 2007

Characteristics	Duration since first sex with the second most recent repeat client is			Mean duration since first sex in years	Number
	<=1 year	2-4 years	5+ years		
Sex work type					
Public place	58.2	30.4	11.4	2.0	57
Brothel	64.2	33.8	2.0	1.2	36
Home	65.1	27.8	7.1	1.5	76
Current age					
<25 years	76.6	23.4	0.0	0.8	41
25-34 years	71.8	25.6	2.6	1.2	74
35+ years	41.0	40.4	18.6	2.7	54
Literacy					
Illiterate	65.3	28.9	5.8	1.6	114
Literate	57.8	32.1	10.1	1.6	55
Caste/tribe					
Scheduled caste	59.8	30.7	9.5	1.8	57
Scheduled tribe	65.7	29.9	4.4	1.2	11
Other	64.3	29.6	6.1	1.5	101
Current marital status					
Currently married	54.0	41.8	4.3	1.5	59
Separated/widowed/ divorced/ deserted	68.3	22.5	9.3	1.5	95
Never married	52.8	42.9	4.3	2.4	15
Source of income other than sex work					
No	59.8	32.8	7.4	1.8	57
Yes	63.9	28.8	7.3	1.5	112
Duration in sex work					
< 5 years	79.1	20.9	0.0	0.8	85
5-9 years	53.1	42.1	4.8	1.7	45
10+ years	36.4	37.1	26.5	3.3	39
Residential status					
Lives outside place of interview	10.7	89.3	0.0	3.4	4
Lives in place of interview	64.5	28.0	7.6	1.5	165
Currently sell sex in any place other than place of interview					
No	57.0	32.0	11.1	1.9	105
Yes	72.4	26.7	0.9	1.0	64
Total	62.7	30.0	7.3	1.6	169

Table 40: Percent of FSWs according to the duration since first sex with the third most recent repeat client, by selected characteristics, SBS-FSW, Guntur, Andhra Pradesh, 2007

Characteristics	Duration since first sex with the third most recent repeat client is			Mean duration since first sex in years	Number
	<=1 year	2-4 years	5+ years		
Sex work type					
Public place	54.0	37.6	8.4	1.7	44
Brothel	57.1	36.9	6.0	1.6	25
Home	63.9	32.1	4.0	1.3	62
Current age					
<25 years	90.7	9.3	0.0	0.4	29
25-34 years	62.7	33.5	3.9	1.3	61
35+ years	36.5	51.8	11.7	2.3	41
Literacy					
Illiterate	61.1	32.6	6.3	1.5	88
Literate	55.5	39.7	4.9	1.6	43
Caste/tribe					
Scheduled caste	47.7	45.0	7.3	1.8	47
Scheduled tribe	68.0	32.0	0.0	1.6	7
Other	66.8	28.0	5.2	1.3	77
Current marital status					
Currently married	51.8	46.4	1.8	1.8	44
Separated/widowed/ divorced/ deserted	63.0	29.5	7.5	1.3	77
Never married	62.7	27.2	10.1	1.8	10
Source of income other than sex work					
No	66.8	27.9	5.3	1.2	41
Yes	56.3	37.7	6.0	1.6	90
Duration in sex work					
< 5 years	77.7	22.3	0.0	0.8	62
5-9 years	59.5	36.0	4.6	1.5	37
10+ years	25.5	56.8	17.7	2.8	32
Residential status					
Lives outside place of interview	28.6	71.4	0.0	3.0	4
Lives in place of interview	60.7	33.2	6.1	1.4	127
Currently sells sex in any place other than place of interview					
No	58.5	32.3	9.2	1.7	77
Yes	60.5	38.4	1.1	1.2	54
Total	59.3	34.9	5.8	1.5	131

Table 41: Percent of FSWs according to the duration since last sex with the second most recent repeat client, by selected characteristics, SBS-FSW, Guntur, Andhra Pradesh, 2007

Characteristics	Duration since last sex with the second most recent repeat client is			Mean duration since last sex in months	Number
	< 1 month	1-3 months	4+ months		
Sex work type					
Public place	91.2	7.8	1.1	0.2	57
Brothel	81.8	18.2	0.0	0.2	36
Home	85.2	14.8	0.0	0.2	76
Current age					
<25 years	85.1	14.9	0.0	0.2	41
25-34 years	84.6	15.5	0.0	0.2	74
35+ years	89.5	9.4	1.0	0.2	54
Literacy					
Illiterate	85.4	14.7	0.0	0.2	114
Literate	88.2	10.8	1.0	0.2	55
Caste/tribe					
Scheduled caste	90.7	9.3	0.0	0.1	57
Scheduled tribe	91.9	8.1	0.0	0.1	11
Other	82.8	16.6	0.6	0.3	101
Current marital status					
Currently married	80.5	19.5	0.0	0.3	59
Separated/widowed/ divorced/ deserted	88.0	11.4	0.6	0.2	95
Never married	100.0	0.0	0.0	0.0	15
Source of income other than sex work					
No	84.6	14.3	1.1	0.3	57
Yes	87.1	12.9	0.0	0.2	112
Duration in sex work					
< 5 years	83.4	16.6	0.0	0.2	85
5-9 years	85.8	14.2	0.0	0.2	45
10+ years	93.6	4.9	1.5	0.2	39
Residential status					
Lives outside place of interview	100.0	0.0	0.0	0.0	4
Lives in place of interview	85.9	13.8	0.4	0.2	165
Currently sells sex in any place other than place of interview					
No	86.7	13.3	0.0	0.2	105
Yes	85.7	13.3	0.9	0.2	64
Total	86.4	13.3	0.3	0.2	169

Table 42: Percent of FSWs according to the duration since last sex with the third most recent repeat client, by selected characteristics, SBS-FSW, Guntur, Andhra Pradesh, 2007

Characteristics	Duration since last sex with the third most recent repeat client is			Mean duration since last sex in months	Number
	< 1 month	1-3 months	4+ months		
Sex work type					
Public place	84.0	14.7	1.4	0.3	44
Brothel	59.3	34.7	6.0	0.7	25
Home	68.0	25.8	6.2	0.8	62
Current age					
<25 years	73.6	26.4	0.0	0.4	29
25-34 years	71.3	21.9	6.8	0.7	61
35+ years	70.5	24.9	4.6	0.6	41
Literacy					
Illiterate	73.2	22.5	4.4	0.6	88
Literate	67.9	27.0	5.1	0.6	43
Caste/tribe					
Scheduled caste	76.9	23.1	0.0	0.3	47
Scheduled tribe	82.8	17.2	0.0	0.3	7
Other	67.1	24.9	8.1	0.8	77
Current marital status					
Currently married	69.2	21.7	9.1	0.9	44
Separated/widowed/ divorced/ deserted	72.9	24.5	2.7	0.5	77
Never married	69.7	30.3	0.0	0.4	10
Source of income other than sex work					
No	67.9	26.5	5.6	0.7	41
Yes	73.0	22.8	4.2	0.6	90
Duration in sex work					
< 5 years	65.4	29.7	5.0	0.6	62
5-9 years	71.0	22.1	6.9	0.8	37
10+ years	83.2	15.1	1.7	0.4	32
Residential status					
Lives outside place of interview	100.0	0.0	0.0	0.0	4
Lives in place of interview	70.2	25.0	4.8	0.6	127
Currently sells sex in any place other than place of interview					
No	68.8	26.1	5.1	0.7	77
Yes	75.3	20.8	3.9	0.5	54
Total	71.5	23.9	4.6	0.6	131

Table 43: Percent of FSWs according to duration of condom use, by selected characteristics, SBS-FSW, Guntur, Andhra Pradesh, 2007

Characteristics	Duration of condom use					Mean duration of condom use in years	Number
	< 1 year	1-4 years	5-9 years	10+ years	Missing		
Sex work type							
Public place	8.0	56.4	24.9	10.6	0.0	3.9	71
Brothel	6.1	51.2	30.3	12.5	0.0	4.4	43
Home	2.2	61.2	30.7	4.9	1.0	4.1	94
Current age							
<25 years	3.5	75.4	21.0	0.0	0.0	2.7	49
25-34 years	7.4	53.1	28.7	9.8	1.1	4.2	94
35+ years	3.0	50.1	34.2	12.8	0.0	5.1	65
Literacy							
Illiterate	5.3	57.3	27.9	9.5	0.0	4.1	141
Literate	4.4	57.9	30.2	6.3	1.3	4.1	67
Caste/tribe							
Scheduled caste	4.9	47.8	38.3	9.1	0.0	4.4	70
Scheduled tribe	0.0	92.8	7.2	0.0	0.0	2.6	13
Other	5.6	59.9	24.8	8.9	0.8	4.1	125
Current marital status							
Currently married	3.5	60.9	21.6	12.8	1.3	4.6	76
Separated/widowed/divorced/ deserted	6.5	56.8	31.6	5.1	0.0	3.7	112
Never married	0.0	45.2	41.0	13.8	0.0	5.5	20
Source of income other than sex work							
No	4.2	52.6	36.0	5.8	1.5	4.2	70
Yes	5.3	59.6	25.4	9.6	0.0	4.0	138
Duration in sex work							
< 5 years	8.4	83.6	7.2	0.0	0.9	2.3	105
5-9 years	1.9	25.7	68.3	4.2	0.0	5.3	57
10+ years	1.1	35.5	31.1	32.4	0.0	6.8	46
Residential status							
Lives outside place of interview	0.0	29.4	70.6	0.0	0.0	4.6	5
Lives in place of interview	5.2	58.4	27.3	8.7	0.5	4.1	203
Currently sells sex in any place other than place of interview							
No	5.7	55.0	29.4	9.2	0.7	4.2	136
Yes	3.7	62.3	27.1	6.9	0.0	3.9	72
Total	5.0	57.5	28.7	8.4	0.5	4.1	208

Table 44: Percent of FSWs according to frequency of condom use with new/occasional clients, by selected characteristics, SBS-FSW, Guntur, Andhra Pradesh, 2007

Characteristics	Percent reported that condom is used with new/occasional clients				Number
	Never	Sometimes	Frequently	Always	
Sex work type					
Public place	0.0	14.8	12.7	72.5	71
Brothel	0.0	0.0	14.2	85.8	43
Home	1.0	5.7	18.7	74.7	94
Current age					
<25 years	0.0	6.5	7.1	86.4	49
25-34 years	1.1	3.0	13.9	82.0	94
35+ years	0.0	14.0	24.3	61.7	65
Literacy					
Illiterate	0.0	6.8	15.7	77.5	141
Literate	1.3	9.0	15.8	73.9	67
Caste/tribe					
Scheduled caste	0.0	8.7	10.2	81.1	70
Scheduled tribe	0.0	0.0	7.2	92.8	13
Other	0.8	7.6	20.2	71.4	125
Current marital status					
Currently married	1.3	10.3	11.0	77.4	76
Separated/widowed/ divorced/ deserted	0.0	6.7	17.0	76.3	112
Never married	0.0	0.0	29.9	70.1	20
Source of income other than sex work					
No	1.5	0.0	16.0	82.6	70
Yes	0.0	10.9	15.7	73.5	138
Duration in sex work					
< 5 years	0.9	4.6	7.1	87.4	105
5-9 years	0.0	4.0	19.2	76.9	57
10+ years	0.0	18.2	31.3	50.5	46
Residential status					
Lives outside place of interview	0.0	0.0	0.0	100.0	5
Lives in place of interview	0.5	7.8	16.3	75.5	203
Currently sells sex in any place other than place of interview					
No	0.7	6.6	11.9	80.9	136
Yes	0.0	9.3	23.4	67.3	72
Total	0.5	7.5	15.7	76.3	208

Table 45: Percent of FSWs according to duration of always using condom with new or occasional clients, by selected characteristics, SBS-FSW, Guntur, Andhra Pradesh, 2007

Characteristics	Duration of always using condom			Mean duration of always using condom	Number
	< 5 years	5-9 years	10+ years		
Sex work type					
Public place	66.0	27.0	7.0	3.4	57
Brothel	82.7	13.2	4.1	3.2	37
Home	74.8	24.1	1.1	3.1	72
Current age					
<25 years	86.4	13.6	0.0	2.6	45
25-34 years	73.8	20.8	5.5	3.3	76
35+ years	61.4	34.2	4.4	3.9	45
Literacy					
Illiterate	73.8	21.9	4.2	3.2	113
Literate	74.0	23.4	2.6	3.2	53
Caste/tribe					
Scheduled caste	63.1	33.2	3.7	3.7	57
Scheduled tribe	95.8	4.3	0.0	2.5	12
Other	78.7	17.1	4.2	3.0	97
Current marital status					
Currently married	74.0	19.0	7.0	3.5	61
Separated/widowed/ divorced/ deserted	76.0	22.9	1.2	2.9	89
Never married	54.2	38.0	7.9	4.5	16
Source of income other than sex work					
No	64.8	32.7	2.6	3.6	61
Yes	78.5	17.3	4.3	3.1	105
Duration in sex work					
< 5 years	100.0	0.0	0.0	1.9	92
5-9 years	35.0	65.1	0.0	4.8	46
10+ years	40.6	34.7	24.7	5.6	28
Residential status					
Lives outside place of interview	29.4	70.6	0.0	4.3	5
Lives in place of interview	75.8	20.3	3.9	3.2	161
Currently sells sex in any place other than place of interview					
No	73.7	22.9	3.4	3.2	114
Yes	74.4	21.4	4.3	3.3	52
Total	73.9	22.4	3.7	3.2	166

Table 46: Percent of places (currently sell sex in other places)^a according to frequency of condom use with the clients by selected characteristics, SBS-FSW, Guntur, Andhra Pradesh, 2007

Characteristics	Frequency of condom use with the client			Number
	Some times	Frequently	Always	
Sex work type				
Public place	8.6	2.3	89.1	48
Brothel	0.0	3.4	96.6	21
Home	11.1	4.9	84.1	83
Current age				
<25 years	0.0	4.4	95.6	23
25-34 years	5.5	5.8	88.7	69
35+ years	15.3	1.4	83.3	60
Literacy				
Illiterate	11.3	5.4	83.3	105
Literate	3.0	1.1	95.9	47
Caste/tribe				
Scheduled caste	11.6	7.3	81.1	51
Scheduled tribe	0.0	0.0	100.0	11
Other	7.2	2.1	90.7	90
Current marital status				
Currently married	15.1	1.4	83.5	44
Separated/widowed/ divorced/ deserted	6.1	5.3	88.6	95
Never married	0.0	0.0	100.0	13
Source of income other than sex work				
No	2.6	4.1	93.2	64
Yes	12.1	3.7	84.2	88
Duration in sex work				
< 5 years	7.6	2.3	90.2	59
5-9 years	8.8	8.5	82.8	59
10+ years	9.0	0.0	91.0	34
Residential status				
Lives outside place of interview	0.0	0.0	100.0	3
Lives in place of interview	8.5	4.0	87.6	149
Total	8.3	3.9	87.9	152

Note: ^a Details of maximum of three places were collected from the FSWs who reported to currently sell sex in other places.

Table 47: Percent of FSWs according to frequency of condom use during sex with the most recent repeat client and percent who used condom in the last sex, by selected characteristics, SBS-FSW, Guntur, Andhra Pradesh, 2007

Characteristics	Percent reported that condom is used					Condom used in the last sex	Number
	Never	Sometimes	Frequently	Always	Number		
Sex work type							
Public place	0.0	9.4	13.8	76.8	60	99.1	60
Brothel	0.0	0.0	4.8	95.2	36	98.8	36
Home	3.4	1.9	9.7	85.0	85	97.5	82
Current age							
<25 years	0.0	6.9	0.0	93.1	44	100.0	44
25-34 years	3.7	2.2	10.8	83.2	81	97.2	78
35+ years	0.0	3.8	16.3	79.9	56	98.4	56
Literacy							
Illiterate	0.0	5.4	10.3	84.4	123	98.4	123
Literate	4.7	1.0	9.3	85.0	58	98.0	55
Caste/tribe							
Scheduled caste	2.8	3.4	11.4	82.4	62	97.2	60
Scheduled tribe	0.0	0.0	4.4	95.6	11	100.0	11
Other	0.9	4.6	9.4	85.1	108	98.8	107
Current marital status							
Currently married	1.6	2.0	10.0	86.5	63	97.6	62
Separated/widowed/ divorced/ deserted	1.8	4.9	9.2	84.1	101	98.5	99
Never married	0.0	3.9	16.7	79.5	17	100.0	17
Source of income other than sex work							
No	4.4	7.4	2.2	86.0	61	100.0	59
Yes	0.3	2.3	13.4	83.9	120	97.5	119
Duration in sex work							
< 5 years	1.0	5.1	6.2	87.7	93	97.7	92
5-9 years	3.3	2.5	4.9	89.3	48	100.0	47
10+ years	1.1	2.7	24.6	71.6	40	97.6	39
Residential status							
Lives outside place of interview	0.0	0.0	0.0	100.0	4	100.0	4
Lives in place of interview	1.7	4.0	10.3	84.1	177	98.2	174
Currently sells sex in any place other than place of interview							
No	2.5	0.4	12.6	84.5	113	99.6	110
Yes	0.0	9.9	5.3	84.8	68	96.1	68
Total	1.6	3.9	9.9	84.6	181	98.3	178

Table 48: Percent of FSWs according to frequency of condom use during sex with the second most recent repeat client, by selected characteristics, SBS-FSW, Guntur, Andhra Pradesh, 2007

Characteristics	Percent reported that condom is used				Number
	Never	Sometimes	Frequently	Always	
Sex work type					
Public place	0.0	2.5	2.3	95.2	57
Brothel	0.0	0.0	6.4	93.6	36
Home	2.8	1.5	9.1	86.7	76
Current age					
<25 years	0.0	0.0	1.5	98.6	41
25-34 years	3.0	1.9	2.7	92.5	74
35+ years	0.0	2.0	14.3	83.7	54
Literacy					
Illiterate	0.0	1.2	6.1	92.7	114
Literate	3.6	2.0	6.5	87.9	55
Caste/tribe					
Scheduled caste	0.0	3.0	6.3	90.8	57
Scheduled tribe	0.0	0.0	4.4	95.6	11
Other	2.2	0.6	6.4	90.8	101
Current marital status					
Currently married	1.7	1.1	6.2	91.0	59
Separated/widowed/ divorced/ deserted	1.1	1.8	6.0	91.0	95
Never married	0.0	0.0	8.7	91.3	15
Source of income other than sex work					
No	1.8	1.2	5.7	91.3	57
Yes	1.0	1.6	6.5	90.9	112
Duration in sex work					
< 5 years	2.4	0.7	4.7	92.3	85
5-9 years	0.0	0.0	5.5	94.5	45
10+ years	0.0	4.9	10.7	84.5	39
Residential status					
Lives outside place of interview	0.0	0.0	0.0	100.0	4
Lives in place of interview	1.3	1.5	6.5	90.7	165
Currently sells sex in any place other than place of interview					
No	0.9	0.7	4.8	93.6	105
Yes	1.9	2.7	8.8	86.6	64
Total	1.2	1.5	6.3	91.0	169

Table 49: Percent of FSWs according to frequency of condom use during sex with the third most recent repeat clients, by selected characteristics, SBS-FSW, Guntur, Andhra Pradesh, 2007

Characteristics	Percent reported that condom is used			Number
	Sometimes	Frequently	Always	
Sex work type				
Public place	3.2	1.2	95.6	44
Brothel	0.0	3.6	96.4	25
Home	0.8	10.5	88.6	62
Current age				
<25 years	0.0	0.0	100.0	29
25-34 years	1.3	3.6	95.1	61
35+ years	2.5	12.9	84.6	41
Literacy				
Illiterate	1.4	4.0	94.6	88
Literate	1.5	10.7	87.8	43
Caste/tribe				
Scheduled caste	2.7	8.1	89.3	47
Scheduled tribe	0.0	9.4	90.6	7
Other	0.7	4.6	94.7	77
Current marital status				
Currently married	0.0	3.4	96.6	44
Separated/widowed/ divorced/ deserted	2.4	6.2	91.4	77
Never married	0.0	20.2	79.8	10
Source of income other than sex work				
No	1.6	4.1	94.3	41
Yes	1.4	7.0	91.7	90
Duration in sex work				
< 5 years	0.0	3.3	96.7	62
5-9 years	0.0	8.0	92.0	37
10+ years	5.5	9.4	85.0	32
Residential status				
Lives outside place of interview	0.0	0.0	100.0	4
Lives in place of interview	1.5	6.4	92.1	127
Currently sells sex in any place other than place of interview				
No	1.0	5.7	93.3	77
Yes	2.1	6.7	91.2	54
Total	1.5	6.1	92.4	131

Table 50: Percent of FSWs reporting condom use with the three most recent sex partners, by selected characteristics, SBS-FSW, Guntur, Andhra Pradesh, 2007

Characteristics	Percent reported condom use with					
	Most recent partner	Number	Second most recent partner	Number	Third most recent partner	Number
Sex work type						
Public place	79.7	71	85.3	71	91.3	71
Brothel	84.9	43	96.5	43	98.6	43
Home	75.1	94	95.8	94	97.0	94
Current age						
<25 years	80.7	49	90.0	49	98.8	49
25-34 years	76.6	94	95.4	94	93.9	94
35+ years	80.0	65	90.5	65	95.0	65
Literacy						
Illiterate	77.8	141	90.1	141	97.1	141
Literate	80.5	67	97.0	67	92.2	67
Caste/tribe						
Scheduled caste	78.3	70	88.8	70	96.0	70
Scheduled tribe	85.5	13	92.8	13	92.8	13
Other	78.3	125	94.8	125	95.4	125
Current marital status						
Currently married	67.6	76	84.1	76	88.5	76
Separated/widowed/ divorced/ deserted	86.4	112	96.7	112	99.2	112
Never married	71.0	20	100.0	20	100.0	20
Source of income other than sex work						
No	78.6	70	97.1	70	98.6	70
Yes	78.8	138	90.4	138	94.1	138
Duration in sex work						
< 5 years	80.3	105	91.8	105	96.2	105
5-9 years	83.0	57	98.3	57	96.5	57
10+ years	70.2	46	87.1	46	92.6	46
Residential status						
Lives outside place of interview	100.0	5	54.0	5	100.0	5
Lives in place of interview	78.0	203	93.7	203	95.3	203
Currently sells sex in any place other than place of interview						
No	78.6	136	89.6	136	93.9	136
Yes	79.0	72	98.1	72	98.5	72
Total	78.7	208	92.5	208	95.4	208

Table 51: Percent of FSWs who reported that the sex worker put the condom on with most three recent sex partners, by selected characteristics, SBS-FSW, Guntur, Andhra Pradesh, 2007

Characteristics	Most recent sex partner		Second most recent partner		Third most recent partner	
	Percent	Number	Percent	Number	Percent	Number
Sex work type						
Public place	74.5	58	62.6	64	68.9	65
Brothel	75.9	35	73.6	41	48.7	42
Home	72.7	72	61.7	88	67.7	90
Current age						
<25 years	77.4	40	65.9	45	54.3	48
25-34 years	77.5	72	67.0	87	68.0	86
35+ years	67.4	53	60.4	61	65.9	63
Literacy						
Illiterate	73.0	110	63.9	128	64.4	134
Literate	76.0	55	65.8	65	62.9	63
Caste/tribe						
Scheduled caste	80.6	51	76.0	62	68.3	65
Scheduled tribe	41.2	10	45.8	12	29.9	12
Other	73.7	104	59.8	119	64.6	120
Current marital status						
Currently married	65.3	52	47.3	64	68.9	67
Separated/widowed/ divorced/ deserted	79.7	98	74.3	109	62.5	110
Never married	59.0	15	59.8	20	52.5	20
Source of income other than sex work						
No	73.5	58	70.6	67	64.1	69
Yes	74.3	107	61.7	126	63.8	128
Duration in sex work						
< 5 years	73.6	83	68.8	95	63.8	98
5-9 years	75.9	48	63.4	54	62.3	55
10+ years	72.8	34	56.0	44	66.0	44
Residential status						
Lives outside place of interview	61.4	5	54.5	4	61.4	5
Lives in place of interview	74.6	160	64.8	189	64.0	192
Currently sells sex in any place other than place of interview						
No	71.5	108	62.6	124	58.0	127
Yes	79.0	57	68.2	69	75.0	70
Total	74.1	165	64.6	193	63.9	197

Table 52: Percent of FSWs according to duration of always using condom with husband or cohabiting partner, by selected characteristics, SBS-FSW, Guntur, Andhra Pradesh, 2007

Characteristics	Duration of always using condom				Mean duration of always using condom	Number
	< 1 year	1-4 years	5-9 years	10+ years		
Sex work type						
Public place	20.0	49.2	10.9	20.0	3.3	7
Brothel	0.0	0.0	80.8	19.2	7.6	4
Home	19.4	66.0	14.6	0.0	2.2	6
Current age						
<25 years	0.0	32.9	67.1	0.0	4.0	2
25-34 years	19.9	35.2	24.9	19.9	4.6	11
35+ years	0.0	51.6	48.4	0.0	3.7	4
Literacy						
Illiterate	19.4	18.5	42.8	19.4	5.2	11
Literate	0.0	85.0	15.0	0.0	2.4	6
Caste/tribe						
Scheduled caste	0.0	100.0	0.0	0.0	2.0	1
Scheduled tribe	14.0	36.2	35.7	14.0	4.4	16
Other						
Current marital status						
Currently married	0.0	0.0	75.8	24.2	7.4	4
Separated/widowed/divorced/ deserted	22.8	58.0	19.2	0.0	2.3	11
Never married	0.0	42.9	0.0	57.1	6.6	2
Source of income other than sex work						
No	0.0	49.3	25.4	25.4	4.8	5
Yes	17.7	35.5	37.1	9.7	4.2	12
Duration in sex work						
< 5 years	26.4	35.3	38.4	0.0	3.8	8
5-9 years	0.0	54.5	45.5	0.0	3.4	5
10+ years	0.0	31.5	15.7	52.8	6.4	4
Residential status						
Lives outside place of interview	100.0	0.0	0.0	0.0	0.0	1
Lives in place of interview	6.6	41.9	37.0	14.5	4.7	16
Currently sells sex in any place other than place of interview						
No	19.5	45.2	26.5	8.8	3.6	11
Yes	0.0	24.6	51.6	23.8	5.9	6
Total	13.5	38.8	34.3	13.5	4.3	17

Table 53: Percent of FSWs according to frequency of condom use with the most recent non-commercial sex partner, by selected characteristics, SBS-FSW, Guntur, Andhra Pradesh, 2007

Characteristics	Percent reported that condom is used with most recent non-commercial partner				Number
	Never	Sometimes	Frequently	Always	
Sex work type					
Public place	43.4	27.2	13.5	15.8	34
Brothel	24.7	6.9	30.0	38.4	24
Home	32.3	10.8	22.5	34.4	51
Current age					
<25 years	33.8	13.4	31.1	21.7	27
25-34 years	31.1	17.5	12.5	38.9	54
35+ years	38.5	11.0	28.9	21.6	28
Literacy					
Illiterate	33.1	13.8	19.2	33.9	78
Literate	34.9	16.6	26.5	22.1	31
Caste/tribe					
Scheduled caste	40.8	9.3	20.0	30.0	41
Scheduled tribe	66.7	0.0	0.0	33.3	7
Other	26.2	19.7	24.7	29.5	61
Current marital status					
Currently married	45.7	7.3	22.1	24.9	43
Separated/widowed/ divorced/ deserted	24.1	19.6	22.3	34.0	52
Never married	44.9	14.1	16.6	24.4	14
Source of income other than sex work					
No	34.3	22.2	2.2	41.4	31
Yes	33.6	12.3	28.0	26.1	78
Duration in sex work					
< 5 years	28.8	16.8	23.1	31.3	54
5-9 years	41.2	12.9	16.7	29.3	32
10+ years	36.1	11.9	25.3	26.7	23
Residential status					
Lives outside place of interview	62.5	0.0	0.0	37.5	2
Lives in place of interview	33.3	15.0	22.0	29.7	107
Currently sells sex in any place other than place of interview					
No	37.1	15.9	27.7	19.4	66
Yes	28.6	12.9	12.5	46.1	43
Total	33.7	14.7	21.7	29.8	109

Table 54: Mean duration of always using condom with the most recent non-commercial sex partner and percent of FSWs reporting condom use in the last sex with the most recent non-commercial partner, by selected characteristics, SBS-FSW, Guntur, Andhra Pradesh, 2007

Characteristics	Percent used condom in the last sex with the most recent non-commercial sex partner	Number	Mean duration (in years) of always using condom with the non-commercial partner	Number
Sex work type				
Public place	47.2	34	2.9	7
Brothel	73.6	24	1.7	9
Home	64.2	51	1.6	19
Current age				
<25 years	64.2	27	1.7	7
25-34 years	62.1	54	1.9	21
35+ years	57.4	28	1.9	7
Literacy				
Illiterate	60.5	78	1.7	26
Literate	63.1	31	2.2	9
Caste/tribe				
Scheduled caste	52.7	41	1.7	12
Scheduled tribe	33.3	7	1.6	3
Other	69.7	61	2.0	20
Current marital status				
Currently married	51.3	43	2.4	12
Separated/widowed/ divorced/ deserted	70.8	52	1.7	19
Never married	45.2	14	1.0	4
Source of income other than sex work				
No	59.0	31	1.9	11
Yes	62.2	78	1.8	24
Duration in sex work				
< 5 years	70.2	54	1.2	17
5-9 years	47.6	32	2.4	10
10+ years	58.2	23	2.8	8
Residential status				
Lives outside place of interview	37.5	2	5.0	1
Lives in place of interview	61.8	107	1.8	34
Currently sells sex in any place other than place of interview				
No	55.6	66	1.7	18
Yes	70.4	43	1.9	17
Total	61.4	109	1.8	35

Table 55: Percent of FSWs who experienced condom breakage and percent who experienced condom slipping off, during sex in the last month, by selected characteristics, SBS-FSW, Guntur, Andhra Pradesh, 2007

Characteristics	Experienced condom breakage in the last month	Experienced condom slipping off during sex in the last month	Number
Sex work type			
Public place	24.3	15.8	71
Brothel	11.5	19.4	43
Home	22.5	22.0	94
Current age			
<25 years	17.9	22.6	49
25-34 years	17.9	15.9	94
35+ years	26.5	21.5	65
Literacy			
Illiterate	24.2	24.1	141
Literate	14.0	10.1	67
Caste/tribe			
Scheduled caste	18.7	9.7	70
Scheduled tribe	3.3	39.1	13
Other	24.0	23.4	125
Current marital status			
Currently married	16.0	17.1	76
Separated/widowed/ divorced/ deserted	25.3	20.0	112
Never married	6.6	26.0	20
Source of income other than sex work			
No	23.4	23.0	70
Yes	19.6	17.8	138
Duration in sex work			
< 5 years	16.6	18.0	105
5-9 years	27.1	22.2	57
10+ years	22.8	19.1	46
Residential status			
Lives outside place of interview	0.0	0.0	5
Lives in place of interview	21.4	20.0	203
Currently sells sex in any place other than place of interview			
No	19.2	17.0	136
Yes	23.9	24.0	72
Total	20.8	19.4	208

Table 56: Percent of FSWs experienced condom breakage with the three most recent sex partners, by selected characteristics, SBS-FSW, Guntur, Andhra Pradesh, 2007

Characteristics	Percent reported condom break during the sex with					
	Most recent partner	Number	Second most recent partner	Number	Third most recent partner	Number
Sex work type						
Public place	9.3	72	1.0	64	0.0	65
Brothel	0.0	35	3.2	41	0.0	42
Home	9.3	72	4.9	88	4.6	90
Current age						
<25 years	8.6	40	1.3	45	1.9	48
25-34 years	5.9	72	3.7	87	1.7	86
35+ years	4.1	53	4.2	61	2.8	63
Literacy						
Illiterate	5.1	110	3.9	128	2.4	134
Literate	7.7	55	2.3	65	1.6	63
Caste/tribe						
Scheduled caste	6.0	51	7.2	62	3.2	65
Scheduled tribe	0.0	10	0.0	12	0.0	12
Other	6.6	104	1.3	119	1.6	120
Current marital status						
Currently married	7.2	52	4.1	64	4.4	67
Separated/widowed/ divorced/ deserted	6.0	98	3.3	109	1.1	110
Never married	0.0	15	0.0	20	0.0	20
Source of income other than sex work						
No	9.2	58	3.7	67	2.1	69
Yes	4.5	107	3.1	126	2.1	128
Duration in sex work						
< 5 years	4.6	83	3.8	95	1.9	98
5-9 years	10.8	48	1.5	54	0.8	55
10+ years	2.8	34	4.5	44	4.3	44
Residential status						
Lives outside place of interview	0.0	5	0.0	4	0.0	5
Lives in place of interview	6.2	160	3.4	189	2.2	192
Currently sells sex in any place other than place of interview						
No	1.9	108	1.9	124	0.8	127
Yes	14.0	57	5.8	69	4.7	70
Total	6.0	165	3.3	193	2.1	197

Note: For 1 case information on condom breakage is missing for second most recent sex partner.

Table 57: Percent of FSWs experienced condom slippage during sex with the three most recent sex partners, by selected characteristics, SBS-FSW, Guntur, Andhra Pradesh, 2007

Characteristics	Percent reported condom slippage during the sex with					
	Most recent partner	Number	Second most recent partner	Number	Third most recent partner	Number
Sex work type						
Public place	6.0	58	2.7	64	0.0	65
Brothel	4.1	35	1.1	41	1.1	42
Home	10.9	72	4.4	88	3.6	90
Current age						
<25 years	8.6	40	6.6	45	1.9	48
25-34 years	5.3	72	3.0	87	1.7	86
35+ years	10.1	53	0.9	61	2.1	63
Literacy						
Illiterate	5.6	110	1.4	128	2.1	134
Literate	11.7	55	6.3	65	1.6	63
Caste/tribe						
Scheduled caste	9.2	51	3.0	62	3.2	65
Scheduled tribe	21.1	10	0.0	12	0.0	12
Other	5.2	104	3.6	119	1.2	120
Current marital status						
Currently married	7.2	52	2.5	64	4.4	67
Separated/widowed/ divorced/ deserted	8.7	98	3.3	109	0.4	110
Never married	0.0	15	4.7	20	3.3	20
Source of income other than sex work						
No	4.2	58	0.9	67	1.4	69
Yes	9.3	107	4.2	126	2.1	128
Duration in sex work						
< 5 years	8.4	83	5.2	95	1.9	98
5-9 years	9.9	48	1.8	54	0.8	55
10+ years	2.8	34	0.0	44	3.2	44
Residential status						
Lives outside place of interview	0.0	5	0.0	4	0.0	5
Lives in place of interview	8.0	160	3.2	189	2.0	192
Currently sells sex in any place other than place of interview						
No	5.4	108	1.2	124	1.1	127
Yes	12.2	57	6.7	69	3.3	70
Total	7.7	165	3.2	193	1.9	197

Note: For 1 case information on condom breakage is missing for second most recent sex partner.

Table 58: Percent of FSWs who were ever asked for anal sex by any man, percent who were ever asked for anal sex by clients, percent who ever had anal sex with any man, and percent who ever had anal sex with clients, by selected characteristics, SBS-FSW, Guntur, Andhra Pradesh, 2007

Characteristics	Ever asked for anal sex by any man	Ever asked for anal sex by clients	Ever had anal sex with any man	Ever had anal sex with clients	Number
Sex work type					
Public place	94.5	91.1	30.4	22.1	71
Brothel	96.6	96.6	31.1	19.9	43
Home	98.1	96.1	36.1	22.3	94
Current age					
<25 years	98.8	97.0	19.4	12.9	49
25-34 years	93.1	90.5	42.8	26.2	94
35+ years	99.3	98.0	30.6	22.4	65
Literacy					
Illiterate	96.4	94.0	37.0	25.1	141
Literate	96.9	95.6	25.6	15.2	67
Caste/tribe					
Scheduled caste	93.0	90.0	37.8	25.6	70
Scheduled tribe	100.0	100.0	35.5	21.0	13
Other	98.5	96.9	29.9	19.3	125
Current marital status					
Currently married	98.3	97.0	37.3	17.7	76
Separated/widowed/ divorced/ deserted	96.0	93.3	29.3	23.9	112
Never married	92.5	92.5	44.1	24.7	20
Source of income other than sex work					
No	96.8	96.8	31.4	19.1	70
Yes	96.5	93.6	33.9	22.9	138
Duration in sex work					
< 5 years	96.2	95.4	26.1	20.8	105
5-9 years	98.2	93.9	38.2	15.7	57
10+ years	95.4	93.4	43.0	30.9	46
Residential status					
Lives outside place of interview	100.0	100.0	0.0	0.0	5
Lives in place of interview	96.4	94.4	34.2	22.5	203
Currently sells sex in any place other than place of interview					
No	95.5	92.5	27.0	12.1	136
Yes	98.6	98.6	45.3	40.8	72
Total	96.6	94.5	33.1	21.7	208

Table 59: Percent of FSWs reporting that their husband or cohabiting partner ever asked for anal sex and percent who ever had anal sex with husband or cohabiting partner, by selected characteristics, SBS-FSW, Guntur, Andhra Pradesh, 2007

Characteristics	Husband or cohabiting partner ever asked for anal sex	Ever had anal sex with husband or cohabiting partner	Number
Sex work type			
Public place	49.6	18.6	46
Brothel	44.3	17.5	21
Home	67.1	30.2	66
Current age			
<25 years	55.3	22.8	22
25-34 years	55.1	27.9	72
35+ years	61.7	19.2	39
Literacy			
Illiterate	60.9	27.1	90
Literate	49.1	17.3	43
Caste/tribe			
Scheduled caste	53.7	22.1	43
Scheduled tribe	24.2	9.5	11
Other	63.5	27.1	79
Current marital status			
Currently married	55.8	21.7	76
Separated/widowed/ divorced/ deserted	58.7	25.0	48
Never married	64.6	47.2	9
Source of income other than sex work			
No	59.9	31.3	36
Yes	56.4	21.5	97
Duration in sex work			
< 5 years	53.4	16.8	62
5-9 years	63.9	37.5	41
10+ years	56.4	21.4	30
Residential status			
Lives outside place of interview	61.0	0.0	3
Lives in place of interview	57.2	25.1	130
Currently sells sex in any place other than place of interview			
No	61.4	20.9	84
Yes	49.8	30.2	49
Total	57.3	24.1	133

Table 60: Percent of FSWs said that the most recent non-commercial sex partner ever asked for anal sex and percent who ever had anal sex with the most recent non-commercial partner by selected characteristics, SBS-FSW, Guntur, Andhra Pradesh, 2007

Characteristics	Percent said that the most recent non-commercial partner		Number
	Ever asked for anal sex	Ever had anal sex	
Sex work type			
Public place	42.0	14.1	34
Brothel	61.0	32.5	24
Home	69.8	26.9	51
Current age			
<25 years	50.7	13.2	27
25-34 years	62.2	32.8	54
35+ years	62.9	20.7	28
Literacy			
Illiterate	58.6	25.4	78
Literate	60.7	22.7	31
Caste/tribe			
Scheduled caste	67.7	37.3	41
Scheduled tribe	33.3	33.3	7
Other	56.1	15.1	61
Current marital status			
Currently married	45.0	26.3	43
Separated/widowed/ divorced/ deserted	69.7	24.0	52
Never married	53.0	20.3	14
Source of income other than sex work			
No	51.4	22.6	31
Yes	61.9	25.1	78
Duration in sex work			
< 5 years	62.7	27.4	54
5-9 years	63.4	23.9	32
10+ years	44.5	17.5	23
Residential status			
Lives outside place of interview	100.0	0.0	2
Lives in place of interview	58.7	24.8	107
Currently sells sex in any place other than place of interview			
No	56.3	15.7	66
Yes	64.0	38.0	43
Total	59.3	24.5	109

Note: For 2 cases information on ever had anal sex with the most recent non-commercial partner is missing.

Table 61: Percentage of FSWs reporting that any new/occasional clients ever asked for anal sex and percent who ever had anal sex and mean number of new/occasional clients per month who ask for anal sex, by selected characteristics, SBS-FSW, Guntur, Andhra Pradesh, 2007

Characteristics	New/ occasional client ever asked for anal sex	Mean number of new/ occasional client per month who ask for anal sex	Ever had anal sex with new/ occasional client	Number
Sex work type				
Public place	87.3	3.1	19.2	71
Brothel	94.5	4.5	17.8	43
Home	93.6	4.5	19.3	94
Current age				
<25 years	95.1	3.7	11.1	49
25-34 years	86.6	4.0	24.7	94
35+ years	95.8	4.4	17.2	65
Literacy				
Illiterate	90.4	4.3	23.7	141
Literate	94.1	3.6	9.7	67
Caste/tribe				
Scheduled caste	90.0	4.3	23.9	70
Scheduled tribe	92.8	4.2	21.0	13
Other	92.7	3.8	15.5	125
Current marital status				
Currently married	91.0	3.2	16.5	76
Separated/widowed/ divorced/ deserted	92.0	4.5	20.6	112
Never married	92.5	4.5	17.4	20
Source of income other than sex work				
No	96.0	4.5	13.0	70
Yes	89.8	3.8	21.6	138
Duration in sex work				
< 5 years	91.2	3.8	19.3	105
5-9 years	93.0	4.4	13.3	57
10+ years	91.3	4.1	24.7	46
Residential status				
Lives outside place of interview	100.0	2.7	0.0	5
Lives in place of interview	91.4	4.1	19.5	203
Currently sells sex in any place other than place of interview				
No	88.2	3.7	9.5	136
Yes	98.6	4.8	37.5	72
Total	91.7	4.0	18.9	208

Table 62: Percent of FSWs reporting that the most recent repeat client asked for anal sex and percent who ever had anal sex with this repeat client, by selected characteristics, SBS-FSW, Guntur, Andhra Pradesh, 2007

Characteristics	Asked for anal sex	Number	Ever had anal sex	Number
Sex work type				
Public place	40.2	60	21.4	31
Brothel	32.0	36	7.5	15
Home	50.5	85	10.4	41
Current age				
<25 years	41.8	44	0.0	23
25-34 years	38.1	81	16.2	34
35+ years	51.3	56	18.2	30
Literacy				
Illiterate	45.7	123	11.9	62
Literate	38.4	58	16.1	25
Caste/tribe				
Scheduled caste	30.0	62	13.4	22
Scheduled tribe	72.6	11	13.3	8
Other	49.6	108	13.0	57
Current marital status				
Currently married	55.4	63	5.2	37
Separated/widowed/ divorced/ deserted	35.1	101	19.7	40
Never married	56.9	17	14.8	10
Source of income other than sex work				
No	43.2	61	19.7	27
Yes	43.3	120	10.2	60
Duration in sex work				
< 5 years	34.3	93	11.7	41
5-9 years	57.5	48	5.9	26
10+ years	47.7	40	26.0	20
Residential status				
Lives outside place of interview	17.9	4	0.0	1
Lives in place of interview	44.1	177	13.3	86
Currently sell sex in any place other than place of interview				
No	51.1	113	9.6	60
Yes	29.6	68	23.7	27
Total	43.2	181	13.2	87

Table 63: Percent of FSWs according to type of sex with most recent sex partner, by selected characteristics, SBS-FSW, Guntur, Andhra Pradesh, 2007

Characteristics	Percent reported			Number
	Vaginal sex	Anal sex	Oral sex	
Sex work type				
Public place	97.6	6.1	1.3	71
Brothel	87.4	12.6	1.3	43
Home	94.2	7.7	3.5	94
Current age				
<25 years	100.0	1.0	1.2	49
25-34 years	87.9	13.1	3.7	94
35+ years	97.2	7.2	1.3	65
Literacy				
Illiterate	91.3	10.8	3.0	141
Literate	98.9	3.1	0.8	67
Caste/tribe				
Scheduled caste	89.9	14.2	0.8	70
Scheduled tribe	92.8	10.5	0.0	13
Other	96.6	4.1	3.5	125
Current marital status				
Currently married	94.3	8.3	3.2	76
Separated/widowed/ divorced/ deserted	92.9	8.4	1.5	112
Never married	100.0	5.8	4.2	20
Source of income other than sex work				
No	99.3	1.9	0.9	70
Yes	91.5	11.0	2.9	138
Duration in sex work				
< 5 years	91.1	8.2	2.7	105
5-9 years	97.1	7.5	1.7	57
10+ years	96.4	9.2	2.0	46
Residential status				
Lives outside place of interview	100.0	0.0	0.0	5
Lives in place of interview	93.7	8.5	2.4	203
Currently sells sex in any place other than place of interview				
No	96.5	3.8	2.8	136
Yes	88.7	16.9	1.3	72
Total	93.9	8.2	2.3	208

Note: May add more than 100 due to multiple responses.

Table 64: Percent of FSWs according to type of sex with the second most recent sex partner, by selected characteristics, SBS-FSW, Guntur, Andhra Pradesh, 2007

Characteristics	Percent reported				Number
	Vaginal sex	Anal sex	Oral sex	Hand job	
Sex work type					
Public place	94.8	5.1	5.2	0.9	71
Brothel	100.0	2.1	0.0	0.0	43
Home	99.6	6.5	0.7	1.0	94
Current age					
<25 years	93.9	1.0	6.1	1.2	49
25-34 years	99.5	8.0	0.8	1.1	94
35+ years	99.1	4.4	0.9	0.0	65
Literacy					
Illiterate	97.5	6.2	2.7	1.1	141
Literate	99.1	3.1	0.9	0.0	67
Caste/tribe					
Scheduled caste	98.7	6.4	0.8	0.8	70
Scheduled tribe	100.0	0.0	0.0	0.0	13
Other	97.4	4.8	3.1	0.8	125
Current marital status					
Currently married	99.4	10.1	0.0	0.0	76
Separated/widowed/ divorced/ deserted	97.0	2.7	3.0	1.3	112
Never married	100.0	0.0	4.7	0.0	20
Source of income other than sex work					
No	93.6	5.9	5.7	0.0	70
Yes	100.0	4.7	0.5	1.1	138
Duration in sex work					
< 5 years	97.1	3.4	2.9	0.0	105
5-9 years	99.2	8.5	1.2	2.8	57
10+ years	98.7	5.0	1.3	0.0	46
Residential status					
Lives outside place of interview	100.0	0.0	0.0	9.2	5
Lives in place of interview	98.0	5.3	2.1	0.5	203
Currently sells sex in any place other than place of interview					
No	100.0	2.4	0.0	1.1	136
Yes	94.2	10.4	6.2	0.0	72
Total	98.0	5.1	2.1	0.7	208

Note: May add more than 100 due to multiple responses.

Table 65: Percent of FSWs according to type of sex with the third most recent sex partner, by selected characteristics, SBS-FSW, Guntur, Andhra Pradesh, 2007

Characteristics	Percent reported			
	Vaginal sex	Anal sex	Oral sex	Number
Sex work type				
Public place	99.1	4.6	0.0	71
Brothel	95.8	4.2	2.1	43
Home	96.0	11.4	1.0	94
Current age				
<25 years	96.6	3.4	0.0	49
25-34 years	96.9	10.5	2.1	94
35+ years	97.5	6.8	0.0	65
Literacy				
Illiterate	97.2	8.4	0.7	141
Literate	96.5	5.9	1.3	67
Caste/tribe				
Scheduled caste	96.5	9.8	1.2	70
Scheduled tribe	92.8	10.5	0.0	13
Other	97.8	5.8	0.8	125
Current marital status				
Currently married	96.4	11.9	0.0	76
Separated/widowed/ divorced/ deserted	97.0	5.8	1.5	112
Never married	100.0	0.0	0.0	20
Source of income other than sex work				
No	97.6	8.3	0.0	70
Yes	96.7	7.2	1.3	138
Duration in sex work				
< 5 years	97.5	6.2	0.0	105
5-9 years	96.2	11.4	1.7	57
10+ years	96.7	6.1	2.0	46
Residential status				
Lives outside place of interview	100.0	0.0	0.0	5
Lives in place of interview	96.9	7.8	0.9	203
Currently sells sex in any place other than place of interview				
No	98.1	3.7	1.3	136
Yes	94.8	15.2	0.0	72
Total	97.0	7.6	0.9	208

Note: May add more than 100 due to multiple responses.

Table 66: Percent of FSWs reporting that she or her husband/ cohabiting partner is normally under the influence of alcohol when having sex, by selected characteristics, SBS-FSW, Guntur, Andhra Pradesh, 2007

Characteristics	Sex worker is under the influence of alcohol	Husband or cohabiting partner is under the influence of alcohol	Number
Sex work type			
Public place	30.5	81.8	46
Brothel	26.3	71.0	21
Home	38.0	89.5	66
Current age			
<25 years	16.0	80.5	22
25-34 years	36.3	80.3	72
35+ years	38.3	91.4	39
Literacy			
Illiterate	37.0	84.5	90
Literate	25.7	82.8	43
Caste/tribe			
Scheduled caste	40.0	82.0	43
Scheduled tribe	28.6	81.8	11
Other	30.7	85.4	79
Current marital status			
Currently married	25.2	86.9	76
Separated/widowed/ divorced/ deserted	40.1	78.6	48
Never married	83.3	93.0	9
Source of income other than sex work			
No	47.6	81.1	36
Yes	28.4	85.1	97
Duration in sex work			
< 5 years	17.7	81.5	62
5-9 years	41.7	86.9	41
10+ years	50.3	84.9	30
Residential status			
Lives outside place of interview	0.0	81.4	3
Lives in place of interview	34.9	84.1	130
Currently sells sex in any place other than place of interview			
No	26.8	87.7	84
Yes	46.1	77.2	49
Total	33.6	84.0	133

Table 67: Percent of FSWs reporting that she or the most recent non-commercial sex partner is normally under the influence of alcohol when having sex, by selected characteristic, SBS-FSW, Guntur, Andhra Pradesh 2007

Characteristics	Sex worker is under the influence of alcohol	Most recent non-commercial sex partner is normally under the influence of alcohol	Number
Sex work type			
Public place	36.5	54.5	34
Brothel	24.9	69.9	24
Home	33.6	68.6	51
Current age			
<25 years	14.8	59.2	27
25-34 years	41.8	68.6	54
35+ years	32.8	63.3	28
Literacy			
Illiterate	35.7	66.7	78
Literate	25.9	60.9	31
Caste/tribe			
Scheduled caste	38.0	61.1	41
Scheduled tribe	0.0	50.0	7
Other	31.4	68.4	61
Current marital status			
Currently married	16.6	42.5	43
Separated/widowed/ divorced/ deserted	40.6	79.0	52
Never married	43.0	64.8	14
Source of income other than sex work			
No	36.7	66.1	31
Yes	30.9	64.3	78
Duration in sex work			
< 5 years	19.8	62.7	54
5-9 years	50.7	67.9	32
10+ years	39.1	65.4	23
Residential status			
Lives outside place of interview	37.5	37.5	2
Lives in place of interview	32.2	65.1	107
Currently sell sex in any place other than place of interview			
No	24.2	63.3	66
Yes	44.9	66.8	43
Total	32.3	64.7	109

Table 68: Percentage of FSWs reporting that she or her new/occasional client is normally under the influence of alcohol when having sex, by selected characteristics, SBS-FSW, Guntur, Andhra Pradesh, 2007

Characteristics	Sex worker is under influence of alcohol	New/ occasional client is under the influence of alcohol	Number
Sex work type			
Public place	34.6	90.0	71
Brothel	34.3	76.0	43
Home	29.0	89.5	94
Current age			
<25 years	23.0	82.3	49
25-34 years	35.6	86.3	94
35+ years	33.9	90.9	65
Literacy			
Illiterate	36.6	88.0	141
Literate	23.1	84.6	67
Caste/tribe			
Scheduled caste	34.1	79.7	70
Scheduled tribe	66.8	100.0	13
Other	26.8	90.0	125
Current marital status			
Currently married	27.0	85.7	76
Separated/widowed/ divorced/ deserted	32.3	87.6	112
Never married	56.0	86.2	20
Source of income other than sex work			
No	35.5	91.2	70
Yes	30.5	84.9	138
Duration in sex work			
< 5 years	24.1	85.4	105
5-9 years	39.6	84.5	57
10+ years	41.0	92.8	46
Residential status			
Lives outside place of interview	24.6	70.6	5
Lives in place of interview	32.2	87.4	203
Currently sells sex in any place other than place of interview			
No	25.4	81.8	136
Yes	45.0	96.8	72
Total	32.0	86.8	208

Table 69: Percent of FSWs reporting that she or her most recent repeat client are normally under the influence of alcohol when having sex, by selected characteristics, SBS-FSW, Guntur, Andhra Pradesh, 2007

Characteristics	Sex worker is under the influence of alcohol	Most recent repeat client is under the influence of alcohol	Number
Sex work type			
Public place	28.3	68.7	60
Brothel	31.4	46.8	36
Home	26.0	55.1	85
Current age			
<25 years	21.8	61.7	44
25-34 years	25.1	56.6	81
35+ years	36.3	56.0	56
Literacy			
Illiterate	31.7	57.9	123
Literate	20.4	57.0	58
Caste/tribe			
Scheduled caste	27.6	58.8	62
Scheduled tribe	53.2	53.7	11
Other	25.7	57.2	108
Current marital status			
Currently married	22.1	58.9	63
Separated/widowed/ divorced/ deserted	28.4	56.4	101
Never married	52.1	62.4	17
Source of income other than sex work			
No	27.2	56.3	61
Yes	28.2	58.2	120
Duration in sex work			
< 5 years	22.6	56.2	93
5-9 years	29.1	58.0	48
10+ years	39.1	60.5	40
Residential status			
Lives outside place of interview	28.6	82.1	4
Lives in place of interview	27.9	56.8	177
Currently sells sex in any place other than place of interview			
No	21.1	59.0	113
Yes	39.8	55.3	68
Total	27.9	57.6	181

Table 70: Percent of FSWs according to duration of knowledge about HIV/AIDS by selected characteristics, SBS-FSW, Guntur, Andhra Pradesh, 2007

Characteristics	Duration of knowledge about HIV/AIDS				Mean duration in years	Number
	<1 year	1-4 years	5-9 years	10+ years		
Sex work type						
Public place	4.4	65.6	24.2	5.8	3.9	71
Brothel	0.0	43.2	43.5	13.3	4.8	43
Home	0.0	62.4	31.0	6.6	4.4	94
Current age						
<25 years	6.1	65.6	21.4	7.0	3.6	49
25-34 years	0.0	59.1	36.6	4.3	4.2	94
35+ years	0.0	55.4	31.9	12.7	5.1	65
Literacy						
Illiterate	2.2	63.5	27.9	6.4	4.0	141
Literate	0.0	51.6	38.1	10.4	5.0	67
Caste/tribe						
Scheduled caste	0.0	58.7	36.3	5.0	4.3	70
Scheduled tribe	0.0	68.7	13.3	18.1	4.6	13
Other	2.6	58.9	30.1	8.4	4.3	125
Current marital status						
Currently married	0.0	65.6	23.2	11.2	4.3	76
Separated/widowed/ divorced/ deserted	2.5	57.8	34.6	5.1	4.2	112
Never married	0.0	40.8	47.1	12.2	5.6	20
Source of income other than sex work						
No	4.8	45.1	37.6	12.5	5.1	70
Yes	0.0	65.8	28.6	5.6	4.0	138
Duration in sex work						
< 5 years	2.9	74.8	16.2	6.2	3.4	105
5-9 years	0.0	43.8	56.2	0.0	4.9	57
10+ years	0.0	42.8	36.8	20.4	5.6	46
Residential status						
Lives outside place of interview	0.0	100.0	0.0	0.0	3.4	5
Lives in place of interview	1.5	58.1	32.4	8.0	4.4	203
Currently sells sex in any place other than place of interview						
No	0.0	57.1	34.0	8.9	4.5	136
Yes	4.3	64.0	26.1	5.5	3.9	72
Total	1.5	59.4	31.4	7.8	4.3	208

Table 71: Percent of FSWs reporting they are at risk of being infected with HIV and percent of FSWs who had ever taken an HIV/AIDS test, by selected characteristics, SBS-FSW, Guntur, Andhra Pradesh, 2007

Characteristics	Percent feel that they are at risk of being infected with HIV	Percent ever taken an HIV/AIDS test	Number
Sex work type			
Public place	47.7	87.2	71
Brothel	37.8	90.5	43
Home	70.5	88.1	94
Current age			
<25 years	51.5	79.3	49
25-34 years	58.5	92.6	94
35+ years	55.9	89.4	65
Literacy			
Illiterate	57.2	90.7	141
Literate	53.5	83.6	67
Caste/tribe			
Scheduled caste	52.3	88.9	70
Scheduled tribe	75.6	92.8	13
Other	56.2	87.4	125
Current marital status			
Currently married	54.0	85.3	76
Separated/widowed/ divorced/ deserted	56.5	90.0	112
Never married	61.5	89.7	20
Source of income other than sex work			
No	59.8	85.3	70
Yes	54.3	89.6	138
Duration in sex work			
< 5 years	48.4	84.0	105
5-9 years	80.8	92.0	57
10+ years	44.1	93.9	46
Residential status			
Lives outside place of interview	38.6	100.0	5
Lives in place of interview	56.5	87.9	203
Currently sells sex in any place other than place of interview			
No	56.9	85.9	136
Yes	54.2	93.0	72
Total	56.0	88.3	208

Table 72: Percent of FSWs according to number of times undergone HIV testing and percent of FSWs who know about their HIV status, by selected characteristics, SBS-FSW, Guntur, Andhra Pradesh, 2007

Characteristics	Number of times undergone HIV testing				Percent who know about their HIV status	Number
	1	2	3	4+		
Sex work type						
Public place	28.2	32.8	18.8	20.2	96.6	63
Brothel	12.6	53.3	13.8	20.3	94.1	38
Home	23.8	33.1	26.6	16.5	99.3	82
Current age						
<25 years	25.0	32.9	27.4	14.8	94.1	40
25-34 years	20.0	41.3	22.6	16.0	96.8	85
35+ years	25.2	35.1	15.5	24.2	100.0	58
Literacy						
Illiterate	26.6	35.6	24.1	13.8	97.4	126
Literate	14.9	41.1	15.3	28.6	97.1	57
Caste/tribe						
Scheduled caste	13.3	47.6	13.0	26.1	95.0	61
Scheduled tribe	35.1	22.1	12.0	30.8	100.0	12
Other	27.7	32.5	27.7	12.2	98.5	110
Current marital status						
Currently married	19.3	41.6	23.1	16.0	98.1	64
Separated/widowed/ divorced/ deserted	26.0	34.9	21.1	18.0	97.0	101
Never married	12.6	37.6	13.6	36.2	95.4	18
Source of income other than sex work						
No	20.5	34.5	15.7	29.3	94.0	60
Yes	23.8	38.6	23.6	14.0	98.7	123
Duration in sex work						
< 5 years	27.3	39.1	23.8	9.8	95.0	88
5-9 years	19.9	33.0	25.1	22.0	99.0	52
10+ years	17.2	38.8	11.8	32.2	100.0	43
Residential status						
Lives outside place of interview	15.4	70.6	14.1	0.0	100.0	5
Lives in place of interview	23.1	36.1	21.5	19.2	97.2	178
Currently sells sex in any place other than place of interview						
No	19.3	41.7	18.7	20.4	97.7	115
Yes	29.3	29.5	26.0	15.1	96.6	68
Total	22.8	37.4	21.3	18.5	97.3	183

Table 73: Percent of FSWs according to number of injections received in the last 6 months, by selected characteristics, SBS-FSW, Guntur, Andhra Pradesh, 2007

Characteristics	Number of injections received in the last 6 months					Number
	0	1	2	3	4+	
Sex work type						
Public place	41.4	1.9	16.7	7.0	33.0	71
Brothel	36.0	5.8	32.0	7.4	18.9	43
Home	38.1	7.1	16.6	7.7	30.6	94
Current age						
<25 years	48.7	7.4	24.6	1.9	17.4	49
25-34 years	32.2	3.3	17.1	10.9	36.5	94
35+ years	39.9	5.7	20.1	6.9	27.4	65
Literacy						
Illiterate	34.2	6.3	21.4	8.3	29.8	141
Literate	47.6	2.7	17.0	5.7	27.1	67
Caste/tribe						
Scheduled caste	41.0	5.5	20.3	5.9	27.2	70
Scheduled tribe	43.1	0.0	25.3	3.9	27.7	13
Other	36.8	5.4	19.0	8.7	30.1	125
Current marital status						
Currently married	38.3	2.1	21.9	5.6	32.1	76
Separated/widowed/ divorced/ deserted	39.8	6.4	19.3	8.7	25.9	112
Never married	31.6	10.3	14.7	5.5	37.9	20
Source of income other than sex work						
No	42.7	6.3	20.4	6.7	23.9	70
Yes	36.9	4.6	19.7	7.7	31.1	138
Duration in sex work						
< 5 years	46.1	5.2	18.4	5.7	24.5	105
5-9 years	30.2	7.6	20.0	7.3	34.9	57
10+ years	32.0	2.0	23.1	11.3	31.7	46
Residential status						
Lives outside place of interview	14.1	15.4	55.2	0.0	15.4	5
Lives in place of interview	39.5	4.8	18.7	7.6	29.3	203
Currently sells sex in any place other than place of interview						
No	38.6	5.1	17.0	6.8	32.4	136
Yes	38.9	5.1	25.6	8.5	21.9	72
Total	38.7	5.1	19.9	7.4	28.9	208

Table 74: Percent of FSWs according to reason for receiving last injection, by selected characteristics, SBS-FSW, Guntur, Andhra Pradesh, 2007

Characteristics	Weakness/ Anaemia	Body ache	Fever/ Infection	HIV/AIDS	Other	Number
Sex work type						
Public place	36.7	10.9	38.3	5.0	9.3	41
Brothel	6.9	26.0	54.6	7.7	4.8	27
Home	18.4	8.4	64.9	1.3	7.1	54
Current age						
<25 years	13.1	4.5	80.1	0.0	2.3	27
25-34 years	24.7	15.5	47.5	3.3	8.9	58
35+ years	22.6	14.8	47.5	7.1	8.0	37
Literacy						
Illiterate	27.9	13.5	49.0	1.9	7.8	86
Literate	6.6	12.1	66.6	8.8	5.9	36
Caste/tribe						
Scheduled caste	19.3	26.8	48.3	0.0	5.7	41
Scheduled tribe	19.6	0.0	80.4	0.0	0.0	7
Other	23.3	6.1	55.0	6.6	9.0	74
Current marital status						
Currently married	21.1	12.9	53.1	3.8	9.2	40
Separated/widowed/ divorced/ deserted	23.2	13.9	54.7	3.1	5.2	70
Never married	13.0	8.1	54.2	10.6	14.1	12
Source of income other than sex work						
No	8.5	6.4	70.8	4.9	9.4	39
Yes	27.0	15.7	47.3	3.5	6.4	83
Duration in sex work						
< 5 years	27.0	16.3	54.0	0.0	2.7	53
5-9 years	16.9	4.8	67.9	3.2	7.2	38
10+ years	17.8	17.2	37.7	11.7	15.6	31
Residential status						
Lives outside place of interview	17.9	71.4	10.7	0.0	0.0	4
Lives in place of interview	21.9	10.4	56.1	4.1	7.6	118
Currently sells sex in any place other than place of interview						
No	26.9	9.3	53.8	3.2	6.8	76
Yes	11.3	20.5	54.7	5.3	8.2	46
Total	21.7	13.1	54.1	3.9	7.3	122

Table 75: Percent of FSWs according to the person who provided the injections, by selected characteristics, SBS-FSW, Guntur, Andhra Pradesh, 2007

Characteristics	Doctor	Nurse	Rural Medical Practitioner	Number
Sex work type				
Public place	46.6	15.8	46.0	41
Brothel	41.9	7.4	56.2	27
Home	33.2	25.1	58.5	54
Current age				
<25 years	23.7	8.0	71.2	27
25-34 years	39.0	22.6	54.2	58
35+ years	49.8	17.1	43.0	37
Literacy				
Illiterate	40.9	16.6	54.4	86
Literate	35.9	21.8	52.8	36
Caste/tribe				
Scheduled caste	46.5	24.5	41.6	41
Scheduled tribe	6.9	12.7	93.1	7
Other	38.3	14.6	57.6	74
Current marital status				
Currently married	43.5	21.3	47.0	40
Separated/widowed/ divorced/ deserted	38.7	14.4	59.6	70
Never married	26.3	29.6	44.1	12
Source of income other than sex work				
No	34.9	18.8	58.9	39
Yes	41.2	17.8	52.0	83
Duration in sex work				
< 5 years	30.3	15.9	59.7	53
5-9 years	41.5	22.0	57.4	38
10+ years	53.3	17.1	39.5	31
Residential status				
Lives outside place of interview	71.4	0.0	28.6	4
Lives in place of interview	37.9	18.9	55.1	118
Currently sells sex in any place other than place of interview				
No	43.4	20.0	52.3	76
Yes	31.7	14.0	57.3	46
Total	39.4	18.1	54.0	122

Note: May add to more than 100 due to multiple responses.

Table 76: Percent of FSWs according to type of syringe used, by selected characteristics, SBS-FSW, Guntur, Andhra Pradesh, 2007

Characteristics	Always disposable syringe used	Either disposable or non-disposable	Number
Sex work type			
Public place	94.2	5.8	41
Brothel	91.4	8.6	27
Home	96.9	3.1	54
Current age			
<25 years	97.7	2.3	27
25-34 years	94.0	6.1	58
35+ years	94.3	5.7	37
Literacy			
Illiterate	97.0	3.0	86
Literate	89.5	10.5	36
Caste/tribe			
Scheduled caste	91.4	8.6	41
Scheduled tribe	87.3	12.7	7
Other	97.6	2.4	74
Current marital status			
Currently married	94.0	6.0	40
Separated/widowed/ divorced/ deserted	95.4	4.6	70
Never married	93.9	6.1	12
Source of income other than sex work			
No	96.8	3.3	39
Yes	94.0	6.0	83
Duration in sex work			
< 5 years	95.6	4.4	53
5-9 years	98.0	2.0	38
10+ years	89.6	10.4	31
Residential status			
Lives outside place of interview	100.0	0.0	4
Lives in place of interview	94.6	5.4	118
Currently sells sex in any place other than place of interview			
No	92.9	7.1	76
Yes	98.6	1.4	46
Total	94.8	5.2	122

Table 77: Percent of FSWs who ever received blood transfusion, percent of FSWs who ever donated blood, and percent of FSWs who ever taken drugs, by selected characteristics, SBS-FSW, Guntur, Andhra Pradesh, 2007

Characteristics	Percent ever received blood transfusion	Percent ever donated blood	Percent ever taken drug for fun or to get high	Number
Sex work type				
Public place	2.3	2.2	1.5	71
Brothel	6.9	1.1	5.0	43
Home	5.9	4.6	18.4	94
Current age				
<25 years	8.4	1.3	7.7	49
25-34 years	5.5	2.4	11.2	94
35+ years	1.6	5.0	9.9	65
Literacy				
Illiterate	4.7	3.6	10.2	141
Literate	5.4	1.9	9.4	67
Caste/tribe				
Scheduled caste	5.0	2.4	6.4	70
Scheduled tribe	7.2	0.0	0.0	13
Other	4.7	3.8	13.2	125
Current marital status				
Currently married	7.2	1.8	8.6	76
Separated/widowed/ divorced/ deserted	3.0	3.6	8.8	112
Never married	9.7	4.7	26.4	20
Source of income other than sex work				
No	6.9	0.9	12.3	70
Yes	4.0	4.0	8.9	138
Duration in sex work				
< 5 years	4.1	4.1	4.6	105
5-9 years	5.7	0.8	19.0	57
10+ years	6.0	3.2	11.4	46
Residential status				
Lives outside place of interview	0.0	0.0	0.0	5
Lives in place of interview	5.1	3.1	10.2	203
Currently sells sex in any place other than place of interview				
No	6.1	2.4	10.4	136
Yes	2.7	4.4	8.9	72
Total	4.9	3.0	9.9	208

Table 78: Percent of FSWs who reported to be aware of any NGO HIV/AIDS prevention programmes among sex workers and percent of FSWs according to the name of NGO, by selected characteristics, SBS-FSW, Guntur, Andhra Pradesh, 2007

Characteristics	Percent reporting any NGO HIV/AIDS programme	Number	Percent reporting				Number
			Kottapeta Mahila Mandal	Abhuyada ya Mahila Mandal	Needs	Gramasiri	
Sex work type							
Public place	97.2	71	35.0	40.5	15.2	17.3	69
Brothel	95.2	43	39.7	1.2	15.4	43.7	40
Home	99.3	94	12.5	9.1	43.1	38.9	93
Current age							
<25 years	93.7	49	23.7	6.5	28.1	43.7	44
25-34 years	98.3	94	28.5	17.9	26.9	30.6	93
35+ years	100.0	65	23.2	25.8	29.6	27.9	65
Literacy							
Illiterate	96.8	141	25.7	18.2	31.3	30.4	136
Literate	99.5	67	25.3	17.5	22.1	37.1	66
Caste/tribe							
Scheduled caste	99.2	70	21.6	36.3	14.4	32.4	69
Scheduled tribe	100.0	13	53.7	0.0	39.8	6.6	13
Other	96.5	125	25.1	7.8	35.9	35.8	120
Current marital status							
Currently married	99.0	76	32.9	19.4	20.4	34.6	75
Separated/widowed/ divorced/ deserted	97.8	112	20.4	19.0	31.2	32.4	109
Never married	91.1	20	32.2	0.0	43.2	24.6	18
Source of income other than sex work							
No	92.6	70	19.1	15.9	29.8	36.0	64
Yes	100.0	138	28.3	18.8	27.4	31.3	138
Duration in sex work							
< 5 years	96.3	105	26.9	15.5	25.6	35.6	100
5-9 years	98.6	57	20.5	13.8	40.4	27.4	56
10+ years	100.0	46	28.6	28.0	19.5	32.3	46
Residential status							
Lives outside place of interview	100.0	5	100.0	60.1	0.0	0.0	5
Lives in place of interview	97.7	203	23.1	16.5	29.0	33.8	197
Currently sells sex in any place other than place of interview							
No	96.6	136	31.4	22.2	20.1	31.4	130
Yes	100.0	72	14.5	9.8	43.3	35.1	72
Total	97.7	208	25.6	18.0	28.1	32.7	202

Table 79: Percent of FSWs according to the NGO/Programme form which they mainly access services by selected characteristics, SBS-FSW, Guntur, Andhra Pradesh, 2007

Characteristics	Percent mainly access services from					Number
	Kottapeta Mahila Mandal	Abhuyudaya Mahila Mandal	Needs	Gramasiri	None	
Sex work type						
Public place	34.2	34.7	13.8	17.3	0.0	69
Brothel	39.7	1.2	15.4	43.7	0.0	40
Home	9.5	9.1	41.9	38.9	0.6	93
Current age						
<25 years	21.7	6.5	28.1	43.7	0.0	44
25-34 years	27.4	16.8	24.5	30.6	0.7	93
35+ years	21.1	21.4	29.6	27.9	0.0	65
Literacy						
Illiterate	24.3	15.2	29.7	30.4	0.4	136
Literate	23.3	17.5	22.1	37.1	0.0	66
Caste/tribe						
Scheduled caste	20.9	32.3	14.4	32.4	0.0	69
Scheduled tribe	53.7	0.0	39.8	6.6	0.0	13
Other	22.6	7.0	34.0	35.8	0.5	120
Current marital status						
Currently married	31.1	15.2	19.1	34.6	0.0	75
Separated/widowed/ divorced/ deserted	19.1	18.2	30.3	32.4	0.0	109
Never married	27.7	0.0	43.2	24.6	4.6	18
Source of income other than sex work						
No	18.3	15.9	29.8	36.0	0.0	64
Yes	26.3	16.0	25.9	31.3	0.4	138
Duration in sex work						
< 5 years	24.2	14.6	25.6	35.6	0.0	100
5-9 years	19.4	13.8	38.3	27.4	1.1	56
10+ years	28.6	21.6	17.5	32.3	0.0	46
Residential status						
Lives outside place of interview	100.0	0.0	0.0	0.0	0.0	5
Lives in place of interview	21.4	16.5	28.0	33.8	0.3	197
Currently sells sex in any place other than place of interview						
No	30.0	19.3	19.3	31.4	0.0	130
Yes	12.3	9.8	41.9	35.1	0.8	72
Total	24.0	16.0	27.1	32.7	0.3	202

Table 80: Percent of FSWs according to duration of contact by a worker from the NGO, by selected characteristics, SBS-FSW, Guntur, Andhra Pradesh, 2007

Characteristics	Duration of contact by a worker from the NGO			Mean duration in years	Number
	< 1 year	1-2 years	3+ years		
Sex work type					
Public place	15.1	46.1	38.8	2.2	92
Brothel	11.0	61.7	27.3	2.2	40
Home	6.6	51.8	41.6	2.5	69
Current age					
<25 years	16.2	71.9	12.0	1.6	44
25-34 years	11.4	46.4	42.2	2.4	92
35+ years	5.1	45.4	49.4	2.8	65
Literacy					
Illiterate	9.9	48.5	41.5	2.4	135
Literate	11.1	58.4	30.5	2.3	66
Caste/tribe					
Scheduled caste	6.4	57.7	35.9	2.5	69
Scheduled tribe	24.1	32.9	43.1	2.1	13
Other	11.5	50.3	38.3	2.3	119
Current marital status					
Currently married	9.2	53.7	37.1	2.3	75
Separated/widowed/ divorced/ deserted	11.7	53.8	34.5	2.2	109
Never married	4.8	23.6	71.7	3.8	17
Source of income other than sex work					
No	12.4	51.4	36.2	2.3	64
Yes	9.5	52.2	38.3	2.4	137
Duration in sex work					
< 5 years	18.0	70.3	11.7	1.5	100
5-9 years	1.9	26.1	72.0	3.4	55
10+ years	3.2	41.4	55.4	3.2	46
Residential status					
Lives outside place of interview	0.0	38.6	61.4	3.3	5
Lives in place of interview	10.7	52.4	36.9	2.3	196
Currently sells sex in any place other than place of interview					
No	9.7	54.9	35.4	2.3	130
Yes	11.7	46.3	42.0	2.5	71
Total	10.3	52.0	37.7	2.4	201

Table 81: Percent of FSWs who reported to had ever seen a demonstration on correct condom use by a peer educator or outreach worker from the NGO, by selected characteristics, SBS-FSW, Guntur, Andhra Pradesh, 2007

Characteristics	Percent who had ever seen condom demonstration	Number
Sex work type		
Public place	94.5	69
Brothel	87.1	40
Home	96.8	92
Current age		
<25 years	87.3	44
25-34 years	99.4	92
35+ years	91.7	65
Literacy		
Illiterate	94.0	135
Literate	94.1	66
Caste/tribe		
Scheduled caste	95.6	69
Scheduled tribe	86.8	13
Other	93.8	119
Current marital status		
Currently married	92.0	75
Separated/widowed/ divorced/ deserted	95.3	109
Never married	93.6	17
Source of income other than sex work		
No	87.5	64
Yes	96.7	137
Duration in sex work		
< 5 years	92.7	100
5-9 years	96.4	55
10+ years	94.1	46
Residential status		
Lives outside place of interview	84.7	5
Lives in place of interview	94.3	196
Currently sells sex in any place other than place of interview		
No	92.4	130
Yes	97.0	71
Total	94.0	201

Table 82: Percent of FSWs according to number of condom demonstrations seen in the last one month, by selected characteristics, SBS-FSW, Guntur, Andhra Pradesh, 2007

Characteristics	Number of condom demonstrations seen in the last one month				Mean number of times	Number
	None	1-3 times	4-5 times	6+ times		
Sex work type						
Public place	2.8	77.1	18.6	1.6	2.5	66
Brothel	3.4	92.4	4.2	0.0	2.0	34
Home	1.9	88.2	9.9	0.0	2.1	89
Current age						
<25 years	0.0	89.0	11.0	0.0	2.2	39
25-34 years	4.6	82.7	12.7	0.0	2.1	91
35+ years	1.2	86.3	10.9	1.6	2.3	59
Literacy						
Illiterate	2.9	89.4	7.7	0.0	2.1	127
Literate	1.8	77.4	19.3	1.5	2.4	62
Caste/tribe						
Scheduled caste	3.1	86.7	10.2	0.0	2.3	65
Scheduled tribe	0.0	91.7	8.3	0.0	1.7	11
Other	2.4	83.6	13.1	1.0	2.1	113
Current marital status						
Currently married	0.9	81.1	18.1	0.0	2.4	70
Separated/widowed/ divorced/ deserted	3.0	90.1	6.9	0.0	2.1	103
Never married	6.8	61.9	22.4	8.9	2.5	16
Source of income other than sex work						
No	1.5	89.4	7.2	2.0	2.0	56
Yes	2.9	83.7	13.4	0.0	2.3	133
Duration in sex work						
< 5 years	2.3	84.7	13.0	0.0	2.2	93
5-9 years	0.0	90.9	9.1	0.0	2.1	53
10+ years	5.8	79.9	12.1	2.3	2.2	43
Residential status						
Lives outside place of interview	0.0	83.4	16.6	0.0	3.2	4
Lives in place of interview	2.6	85.3	11.6	0.6	2.2	185
Currently sells sex in any place other than place of interview						
No	2.5	84.7	12.8	0.0	2.2	120
Yes	2.4	86.3	9.8	1.5	2.2	69
Total	2.5	85.2	11.7	0.5	2.2	189

Table 83: Percent of FSWs according to number of times contacted in the field by a peer educator/NGO worker in the past one month and percent who ever received condoms from the NGO, by selected characteristics, SBS-FSW, Guntur, Andhra Pradesh, 2007

Characteristics	Number of times contacted in the past one month				Mean number of times	Percent ever received condoms from NGO	Number
	< 5 times	5-14 times	15+ times	Missing			
Sex work type							
Public place	86.9	13.2	0.0	0.0	3.0	100.0	69
Brothel	87.4	12.6	0.0	0.0	3.2	94.1	40
Home	87.9	10.9	0.6	0.6	3.1	99.0	92
Current age							
<25 years	86.7	13.3	0.0	0.0	3.1	96.4	44
25-34 years	89.9	8.8	0.7	0.7	3.1	100.0	92
35+ years	84.8	15.2	0.0	0.0	3.0	97.5	65
Literacy							
Illiterate	90.0	9.6	0.0	0.4	2.9	98.1	135
Literate	82.7	16.5	0.8	0.0	3.4	98.7	66
Caste/tribe							
Scheduled caste	86.2	13.9	0.0	0.0	3.0	99.0	69
Scheduled tribe	78.6	21.4	0.0	0.0	3.7	86.8	13
Other	89.3	9.7	0.5	0.5	3.1	99.2	119
Current marital status							
Currently married	93.5	5.7	0.8	0.0	2.8	98.7	75
Separated/widowed/ divorced/ deserted	84.0	16.0	0.0	0.0	3.2	97.9	109
Never married	84.2	11.3	0.0	4.6	3.2	100.0	17
Source of income other than sex work							
No	92.1	7.9	0.0	0.0	2.7	95.8	64
Yes	85.5	13.7	0.4	0.4	3.2	99.4	137
Duration in sex work							
< 5 years	87.9	12.1	0.0	0.0	3.0	98.3	100
5-9 years	89.3	8.5	1.1	1.1	3.2	98.6	55
10+ years	84.2	15.8	0.0	0.0	3.0	98.0	46
Residential status							
Lives outside place of interview	84.7	15.4	0.0	0.0	2.3	100.0	5
Lives in place of interview	87.5	11.9	0.3	0.3	3.1	98.3	196
Currently sells sex in any place other than place of interview							
No	89.6	10.4	0.0	0.0	3.0	97.5	130
Yes	83.3	15.0	0.8	0.8	3.2	100.0	71
Total	87.4	12.0	0.3	0.3	3.1	98.3	201

Table 84: Percent of FSWs according to other places from where they get condoms, by selected characteristics, SBS-FSW, Guntur Andhra Pradesh, 2007

Characteristics	Do not get elsewhere	Vending stall/store	Pharmacy	Friend	Client	Madam	Peer/ outreach worker from another NGO	Number
Sex work type								
Public place	32.7	25.5	3.1	20.9	53.7	2.4	11.4	69
Brothel	19.0	29.5	17.0	9.0	47.6	22.3	21.7	39
Home	7.4	39.4	1.6	43.9	75.0	5.7	10.8	92
Current age								
<25 years	18.1	37.0	2.9	29.0	55.5	9.6	6.8	44
25-34 years	12.5	32.3	8.9	30.0	71.0	8.8	12.5	92
35+ years	25.5	30.4	2.4	27.8	55.7	5.4	18.5	64
Literacy								
Illiterate	17.8	38.0	8.1	27.9	64.7	10.9	8.8	135
Literate	19.1	22.6	0.0	31.0	57.5	1.8	21.5	65
Caste/tribe								
Scheduled caste	16.8	29.7	7.9	31.2	61.5	12.2	16.7	68
Scheduled tribe	25.3	14.5	0.0	18.4	74.7	7.2	13.3	13
Other	18.4	36.8	4.2	28.8	61.3	5.1	10.9	119
Current marital status								
Currently married	20.0	29.0	4.2	26.4	60.4	2.1	15.0	74
Separated/widowed/ divorced/ deserted	18.0	34.2	5.4	30.7	64.2	11.0	11.5	109
Never married	10.2	40.2	11.1	29.0	53.1	10.2	17.9	17
Source of income other than sex work								
No	19.0	29.2	4.3	39.8	66.8	8.6	17.5	64
Yes	17.9	34.2	5.7	24.5	60.3	7.5	11.3	136
Duration in sex work								
< 5 years	17.9	31.1	7.7	24.7	58.2	9.8	9.4	100
5-9 years	4.1	40.8	3.7	46.0	79.2	9.4	11.6	55
10+ years	34.9	26.9	2.0	19.2	51.8	1.5	23.6	45
Residential status								
Lives outside place of interview	46.0	24.6	0.0	9.2	39.9	0.0	15.4	5
Lives in place of interview	17.3	33.0	5.5	29.7	62.9	8.1	13.1	195
Currently sell sex in any place other than place of interview								
No	20.0	29.6	2.3	35.4	59.4	3.4	14.7	130
Yes	14.8	38.6	11.1	16.7	67.5	16.7	10.1	70
Total	18.2	32.7	5.3	29.0	62.2	7.8	13.1	200

Note: May add to more than 100 due to multiple responses.

Table 85: Percent of FSWs according to number of times in the last month were given condoms by a peer educator/ NGO worker by selected characteristics, SBS-FSW, Guntur, Andhra Pradesh 2007

Characteristics	Number of times received condoms in the last month by peer educator/NGO worker					Number
	<= 1	2	3	4+	Mean number of times	
Sex work type						
Public place	15.3	49.1	15.3	20.3	2.7	69
Brothel	26.9	32.0	16.8	24.3	3.5	37
Home	23.0	41.2	12.9	22.9	2.4	91
Current age						
<25 years	30.8	42.3	18.7	8.2	2.0	42
25-34 years	16.1	36.2	18.6	29.1	2.9	92
35+ years	21.2	49.5	6.4	22.9	2.9	63
Literacy						
Illiterate	19.8	39.9	15.3	24.9	2.6	132
Literate	23.6	46.1	13.0	17.3	2.8	65
Caste/tribe						
Scheduled caste	17.3	43.2	14.5	25.1	3.2	68
Scheduled tribe	4.6	42.1	49.6	3.8	2.6	11
Other	25.4	41.4	11.1	22.2	2.4	118
Current marital status						
Currently married	26.3	39.0	13.1	21.6	2.9	74
Separated/widowed/ divorced/ deserted	18.0	44.8	13.7	23.5	2.6	106
Never married	20.4	34.4	30.5	14.7	2.6	17
Source of income other than sex work						
No	32.7	42.9	12.8	11.7	2.1	61
Yes	16.6	41.8	15.2	26.5	2.9	136
Duration in sex work						
< 5 years	21.9	39.3	17.8	21.0	2.6	98
5-9 years	21.8	38.2	14.0	26.0	2.5	54
10+ years	18.8	52.5	8.0	20.8	3.2	45
Residential status						
Lives outside place of interview	15.4	46.0	15.4	23.3	2.6	5
Lives in place of interview	21.4	41.9	14.5	22.2	2.7	192
Currently sells sex in any place other than place of interview						
No	18.3	50.3	11.9	19.5	2.7	126
Yes	26.6	26.7	19.4	27.4	2.8	71
Total	21.2	42.1	14.5	22.3	2.7	197

Table 86: Percent of FSWs according to number of condoms received in the last time from a peer educator/ NGO worker by selected characteristics, SBS-FSW, Guntur, Andhra Pradesh 2007

Characteristics	Number of condoms received in the last time (most recent) from a peer educator/NGO worker				Mean number of condoms	Number
	< 20	20-49	50-99	100+		
Sex work type						
Public place	16.4	28.7	29.9	25.0	70.9	69
Brothel	21.4	36.2	19.4	23.0	102.0	37
Home	8.6	20.2	21.7	49.6	152.8	91
Current age						
<25 years	16.1	42.2	15.8	25.9	89.6	42
25-34 years	17.8	21.3	20.4	40.5	109.9	92
35+ years	6.9	22.0	34.2	36.9	138.4	63
Literacy						
Illiterate	17.4	24.6	22.1	35.9	109.1	132
Literate	6.9	29.4	27.6	36.1	125.9	65
Caste/tribe						
Scheduled caste	17.1	21.4	32.1	29.4	116.3	68
Scheduled tribe	12.9	33.7	29.2	24.2	63.8	11
Other	11.6	28.7	18.2	41.5	119.0	118
Current marital status						
Currently married	10.1	28.3	28.9	32.7	126.4	74
Separated/widowed/ divorced/ deserted	16.8	25.0	21.1	37.1	102.8	106
Never married	6.4	25.9	23.3	44.5	161.6	17
Source of income other than sex work						
No	6.9	20.9	30.2	42.1	137.4	61
Yes	16.5	28.4	21.6	33.5	106.0	136
Duration in sex work						
< 5 years	22.5	33.9	20.6	23.0	79.3	98
5-9 years	5.7	17.5	20.3	56.6	164.2	54
10+ years	3.8	19.6	35.8	40.9	136.6	45
Residential status						
Lives outside place of interview	14.1	24.6	61.4	0.0	38.8	5
Lives in place of interview	13.7	26.3	22.8	37.2	117.5	192
Currently sells sex in any place other than place of interview						
No	15.1	31.3	24.4	29.2	103.0	126
Yes	11.2	16.8	23.3	48.7	137.3	71
Total	13.8	26.3	24.0	36.0	114.9	197

Table 87: Percent of FSWs according to amount paid to obtain a condom last time, by selected characteristics, SBS-FSW, Guntur, Andhra Pradesh, 2007

Characteristics	Amount paid to obtain condom			Number
	Free	Less than or equal to 10 rupees	More than 10 rupees	
Sex work type				
Public place	57.0	35.6	7.5	69
Brothel	60.6	18.4	21.0	40
Home	50.8	39.0	10.3	92
Current age				
<25 years	53.6	27.8	18.6	44
25-34 years	54.7	31.9	13.4	92
35+ years	55.9	39.6	4.4	65
Literacy				
Illiterate	44.3	43.0	12.7	135
Literate	74.8	15.8	9.4	66
Caste/tribe				
Scheduled caste	58.3	30.4	11.3	69
Scheduled tribe	69.0	25.0	6.0	13
Other	51.0	36.7	12.3	119
Current marital status				
Currently married	58.4	33.2	8.3	75
Separated/widowed/ divorced/ deserted	53.4	33.2	13.4	109
Never married	47.8	39.5	12.7	17
Source of income other than sex work				
No	54.4	37.5	8.1	64
Yes	55.1	32.0	13.0	137
Duration in sex work				
< 5 years	56.0	27.5	16.5	100
5-9 years	49.4	42.0	8.6	55
10+ years	58.7	37.2	4.1	46
Residential status				
Lives outside place of interview	29.4	70.6	0.0	5
Lives in place of interview	55.7	32.3	11.9	196
Currently sells sex in any place other than place of interview				
No	64.1	31.2	4.8	130
Yes	37.2	38.2	24.6	71
Total	54.9	33.6	11.6	201

Table 88: Percent of FSWs who are paid workers of NGO, or unpaid volunteers, percent who had ever visited drop-in-centre run by NGO and percent who had ever attended literacy class for sex workers organized by NGO, by selected characteristics, SBS-FSW, Guntur, Andhra Pradesh, 2007

Characteristics	Percent who are peers or paid workers of NGO	Percent who are unpaid volunteers	Percent who ever visited drop-in centre	Percent who had attended literacy classes for sex workers	Number
Sex work type					
Public place	8.5	5.3	47.2	45.2	69
Brothel	16.6	4.6	42.8	52.3	40
Home	4.5	5.4	53.2	50.2	92
Current age					
<25 years	16.9	0.0	48.1	46.2	44
25-34 years	3.7	6.2	49.4	46.1	92
35+ years	8.5	7.5	49.2	54.3	65
Literacy					
Illiterate	3.7	4.3	40.9	39.5	135
Literate	17.1	6.8	64.4	66.8	66
Caste/tribe					
Scheduled caste	13.9	4.8	52.7	57.5	69
Scheduled tribe	0.0	0.0	21.0	28.6	13
Other	5.6	6.1	49.8	45.6	119
Current marital status					
Currently married	14.9	1.1	59.1	53.7	75
Separated/widowed/ divorced/ deserted	5.2	7.3	41.8	44.5	109
Never married	0.0	9.5	59.2	63.1	17
Source of income other than sex work					
No	5.1	6.8	41.6	44.3	64
Yes	9.7	4.5	52.1	50.9	137
Duration in sex work					
< 5 years	9.1	5.0	45.2	42.9	100
5-9 years	2.5	6.5	43.9	50.0	55
10+ years	13.4	4.1	63.3	61.1	46
Residential status					
Lives outside place of interview	60.1	0.0	46.0	46.0	5
Lives in place of interview	6.6	5.4	49.1	49.1	196
Currently sells sex in any place other than place of interview					
No	8.0	7.0	43.6	46.1	130
Yes	9.0	1.7	59.5	54.4	71
Total	8.4	5.2	49.0	49.0	201

Table 89: Percent of FSWs according to duration of knowledge about the clinics run by the NGO, by selected characteristics, SBS-FSW, Guntur, Andhra Pradesh, 2007

Characteristics	Duration of knowledge about the clinics run by the NGO					Mean duration in years	Number
	< 1 year	1year	2 years	3 years	4+ years		
Sex work type							
Public place	14.7	30.1	22.4	15.6	17.1	2.0	67
Brothel	16.0	40.9	24.5	7.1	11.5	1.7	37
Home	7.1	22.0	34.0	17.4	19.6	2.3	88
Current age							
<25 years	12.3	51.4	28.1	2.2	6.0	1.5	42
25-34 years	16.9	24.4	24.2	20.4	14.0	2.0	89
35+ years	3.8	18.2	33.3	16.0	28.8	2.7	61
Literacy							
Illiterate	11.5	30.1	25.4	13.7	19.3	2.1	128
Literate	11.4	25.8	33.2	16.5	13.0	2.1	64
Caste/tribe							
Scheduled caste	9.3	30.4	24.9	19.2	16.3	2.1	69
Scheduled tribe	26.0	23.4	28.0	11.3	11.3	1.6	12
Other	11.4	27.9	30.4	11.9	18.3	2.1	111
Current marital status							
Currently married	13.3	20.9	31.5	13.1	21.2	2.2	71
Separated/widowed/ divorced/ deserted	10.9	34.3	28.7	14.0	12.1	1.9	104
Never married	6.4	18.8	3.8	30.2	40.8	3.2	17
Source of income other than sex work							
No	8.3	29.6	27.9	9.7	24.5	2.3	59
Yes	12.7	28.2	28.2	16.6	14.2	2.0	133
Duration in sex work							
< 5 years	18.9	44.6	25.7	7.7	3.1	1.3	94
5-9 years	4.1	11.2	29.2	29.3	26.2	2.8	53
10+ years	3.9	14.2	32.1	13.3	36.6	3.0	45
Residential status							
Lives outside place of interview	10.9	0.0	16.6	18.1	54.4	3.6	4
Lives in place of interview	11.5	29.4	28.5	14.6	16.0	2.1	188
Currently sells sex in any place other than place of interview							
No	14.5	30.9	23.8	15.5	15.4	2.0	122
Yes	6.0	24.3	36.2	13.3	20.2	2.3	70
Total	11.5	28.6	28.1	14.7	17.1	2.1	192

Table 90: Percent of FSWs according to number of times visited the clinics run by the NGO to see a doctor in the last three months, by selected characteristics, SBS-FSW, Guntur, Andhra Pradesh, 2007

Characteristics	Number of times visited the clinics run by the NGO to see a doctor in last 3 months					Mean number	Number
	None	1 time	2 times	3 times	4+ times		
Sex work type							
Public place	10.2	11.2	28.5	33.4	16.8	2.9	67
Brothel	10.5	15.4	19.8	23.5	30.8	2.9	37
Home	5.4	25.3	27.1	22.8	19.4	2.8	88
Current age							
<25 years	6.8	27.4	18.2	26.7	20.9	2.5	42
25-34 years	9.1	15.2	24.9	31.9	18.9	2.8	89
35+ years	7.5	16.7	33.2	19.4	23.2	3.2	61
Literacy							
Illiterate	9.9	18.4	30.9	25.9	14.9	2.3	128
Literate	4.8	18.7	17.2	27.7	31.7	3.9	64
Caste/tribe							
Scheduled caste	8.1	16.4	24.1	30.9	20.6	2.9	69
Scheduled tribe	4.3	46.8	7.8	26.9	14.3	2.3	12
Other	8.5	16.9	29.6	23.4	21.7	2.9	111
Current marital status							
Currently married	2.1	12.0	35.2	31.8	18.9	3.4	71
Separated/widowed/ divorced/ deserted	10.8	22.0	20.2	25.7	21.4	2.6	104
Never married	16.5	23.0	30.3	3.8	26.4	2.1	17
Source of income other than sex work							
No	5.9	18.0	25.8	22.3	27.9	3.1	59
Yes	8.9	18.7	26.2	28.2	18.0	2.7	133
Duration in sex work							
< 5 years	8.7	19.8	21.6	30.4	19.6	2.5	94
5-9 years	9.0	22.2	24.4	21.9	22.5	3.1	53
10+ years	5.6	11.7	37.7	23.6	21.4	3.2	45
Residential status							
Lives outside place of interview	16.6	0.0	83.4	0.0	0.0	1.7	4
Lives in place of interview	7.8	19.1	24.4	27.3	21.4	2.9	188
Currently sells sex in any place other than place of interview							
No	11.5	22.8	21.6	21.8	22.4	2.8	122
Yes	1.8	10.7	34.4	35.2	17.9	3.0	70
Total	8.1	18.5	26.1	26.5	20.8	2.9	192

Table 91: Percent of FSWs according to number of times visited the NGO clinics in the last three months for abnormal/white vaginal discharge or genital ulcers or lower abdominal pain, by selected characteristics, SBS-FSW, Guntur, Andhra Pradesh, 2007

Characteristics	Number of times visited the NGO clinic for abnormal/white vaginal discharge or genital ulcers or lower abdominal pain					Mean number	Number
	None	1 time	2 times	3 times	4+ times		
Sex work type							
Public place	38.4	21.4	23.0	9.9	7.3	1.3	67
Brothel	19.1	13.1	23.8	18.3	25.7	2.4	37
Home	37.8	19.8	23.4	14.3	4.7	1.3	88
Current age							
<25 years	25.9	18.4	25.5	12.9	17.4	1.9	42
25-34 years	31.4	13.8	27.5	21.2	6.2	1.6	89
35+ years	43.7	26.2	16.5	4.3	9.4	1.1	61
Literacy							
Illiterate	34.3	20.2	29.5	10.8	5.2	1.4	128
Literate	34.2	16.8	11.9	18.7	18.4	1.8	64
Caste/tribe							
Scheduled caste	38.1	21.2	14.7	15.3	10.8	1.5	69
Scheduled tribe	19.8	27.3	30.8	15.6	6.5	1.6	12
Other	33.1	16.5	28.6	12.2	9.6	1.5	111
Current marital status							
Currently married	29.1	24.7	26.3	11.9	8.1	1.5	71
Separated/widowed/ divorced/ deserted	38.8	14.0	20.6	16.1	10.5	1.5	104
Never married	20.4	33.1	33.2	0.0	13.4	1.6	17
Source of income other than sex work							
No	43.5	14.0	23.1	12.9	6.5	1.3	59
Yes	30.6	20.9	23.5	13.9	11.2	1.6	133
Duration in sex work							
< 5 years	34.2	13.5	23.5	16.3	12.4	1.7	94
5-9 years	38.7	16.4	28.5	10.5	5.8	1.4	53
10+ years	29.2	33.4	17.3	11.2	8.9	1.4	45
Residential status							
Lives outside place of interview	34.7	54.4	10.9	0.0	0.0	0.8	4
Lives in place of interview	34.2	17.9	23.7	14.0	10.1	1.5	188
Currently sells sex in any place other than place of interview							
No	40.9	21.4	19.0	6.3	12.4	1.4	122
Yes	22.0	14.5	31.4	27.0	5.2	1.8	70
Total	34.2	19.0	23.4	13.6	9.8	1.5	192

Table 92: Percent of FSWs according to place where they mostly go for health related problems, by selected characteristics, SBS-FSW, Guntur, Andhra Pradesh, 2007

Characteristics	Percent reporting					Number
	Government hospital	Private hospital	Both private and government hospital	NGO clinic	Other	
Sex work type						
Public place	28.8	27.0	1.1	39.5	3.6	71
Brothel	30.4	43.3	8.2	15.3	2.8	43
Home	36.0	36.5	6.9	19.3	1.2	94
Current age						
<25 years	25.6	35.0	7.7	27.8	3.9	49
25-34 years	39.4	32.4	2.7	22.3	3.3	94
35+ years	28.5	37.7	6.7	27.1	0.0	65
Literacy						
Illiterate	37.7	32.9	2.1	24.6	2.7	141
Literate	22.1	38.3	11.4	26.5	1.6	67
Caste/tribe						
Scheduled caste	29.1	36.4	5.7	27.5	1.2	70
Scheduled tribe	17.7	39.8	24.1	18.4	0.0	13
Other	36.2	33.2	2.9	24.5	3.3	125
Current marital status						
Currently married	31.4	40.6	4.6	21.9	1.6	76
Separated/widowed/ divorced/ deserted	32.6	31.8	6.3	26.2	3.1	112
Never married	36.6	29.1	0.0	34.3	0.0	20
Source of income other than sex work						
No	22.5	39.1	10.6	24.1	3.6	70
Yes	36.9	32.8	2.9	25.7	1.8	138
Duration in sex work						
< 5 years	29.0	37.1	4.7	25.1	4.2	105
5-9 years	39.5	36.4	7.1	17.1	0.0	57
10+ years	32.1	27.6	4.4	34.9	1.0	46
Residential status						
Lives outside place of interview	23.3	76.7	0.0	0.0	0.0	5
Lives in place of interview	32.7	33.4	5.4	26.1	2.4	203
Currently sells sex in any place other than place of interview						
No	32.7	34.5	6.8	22.8	3.2	136
Yes	31.9	35.2	2.2	30.0	0.7	72
Total	32.4	34.8	5.2	25.2	2.3	208

Table 93: Percent of FSWs who visited other health care providers for STI treatment in the past three months by selected characteristics, SBS-FSW, Guntur, Andhra Pradesh, 2007

Characteristics	Percent reporting				Number
	No other provider	Private hospital	Government hospital	Others	
Sex work type					
Public place	46.5	21.8	18.8	15.8	71
Brothel	27.6	45.3	26.3	11.3	43
Home	26.3	20.1	42.4	19.3	94
Current age					
<25 years	28.0	34.2	32.8	17.3	49
25-34 years	29.1	26.1	34.0	16.5	94
35+ years	42.6	20.1	26.1	15.8	65
Literacy					
Illiterate	34.4	23.1	31.0	15.9	141
Literate	31.2	31.7	31.3	17.5	67
Caste/tribe					
Scheduled caste	26.3	34.4	36.4	9.3	70
Scheduled tribe	42.2	28.6	36.5	22.0	13
Other	36.9	20.3	27.1	20.4	125
Current marital status					
Currently married	32.1	25.4	31.2	16.8	76
Separated/widowed/ divorced/ deserted	35.1	27.0	29.6	16.4	112
Never married	25.2	20.8	43.5	14.7	20
Source of income other than sex work					
No	27.9	30.2	31.3	22.5	70
Yes	35.7	24.2	31.0	13.8	138
Duration in sex work					
< 5 years	39.7	28.0	27.8	12.2	105
5-9 years	21.3	21.7	42.8	21.9	57
10+ years	32.9	26.5	24.9	19.7	46
Residential status					
Lives outside place of interview	29.4	70.6	9.2	0.0	5
Lives in place of interview	33.5	24.6	31.8	17.0	203
Currently sells sex in any place other than place of interview					
No	39.1	26.0	26.6	16.6	136
Yes	22.0	26.1	39.8	16.1	72
Total	33.3	26.0	31.1	16.4	208

Table 94 (NGO): Percent of FSWs according to place where they mostly go for health related problems, by selected characteristics, SBS-FSW, Guntur, Andhra Pradesh, 2007

Characteristics	Percent reporting					Number
	Government hospital	Private hospital	Both private and government hospital	NGO clinic	Other	
Name of NGO/programme from which the sex worker mainly access services						
Kottapeta Mahila Mandal	35.6	24.3	8.4	31.7	0.0	57
Abhuyuddaya Mahila Mandal	26.8	21.1	10.3	41.8	0.0	26
Needs	26.9	43.7	2.8	25.8	0.8	62
Gramasiri	39.2	41.5	2.3	13.9	3.1	56
None	11.0	38.1	7.2	0.0	43.8	7
Total	32.4	34.8	5.2	25.2	2.3	208

Table 95: Percent of FSWs who had ever received a grey pack at the clinic and percent of FSWs according to number of grey packs received in the last year, by selected characteristics, SBS-FSW, Guntur, Andhra Pradesh, 2007

Characteristics	Percent ever received grey pack	Number	Number of packs received in the last year				Number
			None	1-3 times	4 times	5+ times	
Sex work type							
Public place	67.9	67	0.0	42.9	22.5	34.6	49
Brothel	86.3	38	0.0	48.1	16.0	36.0	30
Home	82.1	88	1.6	50.3	32.3	15.9	75
Current age							
<25 years	75.9	42	0.0	56.7	21.4	21.9	33
25-34 years	76.4	89	1.8	45.9	24.2	28.0	71
35+ years	82.0	62	0.0	43.9	30.1	26.0	50
Literacy							
Illiterate	77.3	129	0.0	48.4	29.2	22.4	103
Literate	79.8	64	2.1	46.3	19.4	32.3	51
Caste/tribe							
Scheduled caste	72.5	69	0.0	35.3	26.4	38.4	51
Scheduled tribe	95.8	12	0.0	35.3	48.5	16.3	11
Other	80.2	112	1.3	57.0	22.3	19.4	92
Current marital status							
Currently married	83.7	71	0.0	44.0	28.0	28.0	56
Separated/widowed/ divorced/ deserted	75.2	105	1.3	48.3	24.6	25.7	85
Never married	75.1	17	0.0	64.1	21.1	14.8	13
Source of income other than sex work							
No	68.0	59	0.0	51.0	29.5	19.5	45
Yes	82.1	134	1.0	46.5	24.5	28.0	109
Duration in sex work							
< 5 years	76.0	95	1.5	50.0	17.5	31.0	74
5-9 years	73.8	53	0.0	48.8	37.6	13.6	41
10+ years	87.7	45	0.0	42.2	29.6	28.2	39
Residential status							
Lives outside place of interview	70.6	5	0.0	21.7	78.3	0.0	3
Lives in place of interview	78.4	188	0.8	48.4	24.0	26.8	151
Currently sells sex in any place other than place of interview							
No	75.4	123	0.0	52.8	21.7	25.5	92
Yes	83.4	70	2.0	39.0	32.4	26.6	62
Total	78.2	193	0.8	47.6	25.7	25.9	154

Table 96: Comparison of socio-economic characteristic by SBS-FTFI and SBS-ICVI, FSW, Guntur, Andhra Pradesh, 2007

	SBS-ICVI	SBS-FTFI
<i>Age</i>		
<20	3.6	2.8
20-24	13.3	21.2
25-29	29.0	21.8
30-34	19.2	20.9
35-39	25.4	26.4
40+	9.6	6.8
p- value based on design-based F	0.379	
Mean age	30.4	30.0
<i>Literacy and educational level</i>		
Illiterate	66.6	66.0
1-5	12.9	13.1
6-9	16.3	14.6
10+	4.1	6.2
p- value based on design-based F	0.868	
<i>Age at started sex work</i>		
< 20	44.8	19.7
20-24	26.2	35.7
25-29	15.0	27.8
30+	13.9	16.8
p- value based on design-based F	0.000	
Mean age at started sex work	21.1	23.9
Total percent	100	100
Number of cases	207	208

Table 97: Comparison of sexual behaviours SBS- FTFI and ICVI, Guntur FSW

Behaviour	ICVI	FTFI
<i>Have husband/cohabiting partner</i>		
No	43.5	38.1
Yes	56.5	61.9
p- value based on design-based F	0.368	
<i>Have any other non-paying partner in the past year (other than Husband/cohabiting partner)</i>		
No	46.3	57.1
Yes	53.7	42.9
p- value based on design-based F	0.101	
<i>Number of clients in the last working day</i>		
< 2 clients	13.0	12.4
2-4 clients	60.3	70.5
5+ clients	26.7	17.2
p- value based on design-based F	0.166	
<i>Number of regular clients currently have</i>		
None	1.7	13.1
1-2 clients	29.3	24.1
3-4 clients	37.4	28.4
5+ clients	31.6	34.3
p- value based on design-based F	0.004	
Total percent	100	100
Number of cases	207	208
Note: In FTFI, for 1 case each the information on last client used condom and number of regular client is missing. In ICVI, for 1 case and 2 cases, the information on number of regular clients and use of condom with the last client is missing.		

Table 98: Comparison of sexual behaviours SBS- FTFI and ICVI, Guntur FSW

Behaviour	ICVI	FTFI
<i>Number of times condom used in the last 10 sexual acts with husband/ cohabiting partner</i>		
None	51.4	59.3
1-4 times	16.1	17.7
5-9 times	20.1	9.2
10 times	12.4	13.9
p- value based on design-based F	0.274	
Total percent	100	100
Number of cases	112	133
<i>Condom use in the last sex with non-paying partner (other than husband/ cohabiting partner)</i>		
No	31.2	30.0
Yes	68.8	70.0
p- value based on Pearson chi-square	0.888	
Total percent	100	100
Number of cases	108	81
<i>Number of clients who did not use condom in the last working day</i>		
None (all used condom)	77.4	88.3
1	11.2	7.6
2	9.0	3.0
3+	2.4	1.0
p- value based on design-based F	0.128	
<i>Use of condom with the last client</i>		
No	18.6	2.6
Yes	81.4	97.4
p- value based on design-based F	0.000	
Total percent	100	100
Number of cases	207	208
<i>Condom use with regular client in the last sex</i>		
No	12.1	3.3
Yes	87.9	96.7
p- value based on design-based F	0.005	
Total percent	100	100
Number of cases	201	181
<i>In the past month, experienced condom break</i>		
No	77.3	79.2
Yes	22.7	20.8
p- value based on design-based F	0.629	
Total percent	100	100
Number of cases	207	208
Note: In FTFI, for 1 case each the information on last client used condom and number of regular client is missing. In ICVI, for 1 case and 2 cases, the information on number of regular clients and use of condom with the last client is missing.		

Table 99: Comparison of sexual behaviours SBS- FTFI and ICVI, Guntur FSW

Behaviour	ICVI	FTFI
<i>New/occasional clients ever asked for anal sex</i>		
No	12.7	8.3
Yes	87.3	91.7
p- value based on design-based F	0.236	
Total percent	100	100
Number of cases	207	208
<i>Number of new/occasional clients per month ask for anal sex</i>		
1-2 clients	21.9	31.2
2-4 clients	38.1	37.1
5+ clients	40.0	31.8
p- value based on design-based F	0.237	
Total percent	100	100
Number of cases	175	192
<i>Ever had anal sex with man</i>		
No	54.0	66.9
Yes	46.0	33.1
p- value based on design-based F	0.046	
p- value based on design-based F	0.368	
<i>Condom use in the last anal sex with new/ occasional client</i>		
No	27.3	2.4
Yes	72.7	97.6
p- value based on Pearson chi-square	0.002	
Total percent	100	100
Number of cases	79	39
<i>Ever injected drugs</i>		
No	96.4	98.9
Yes	3.6	1.1
p- value based on design-based F	0.023	
Note: In ICVI, for 1 case the information on new/occasional clients ever asked for anal sex is missing.		

CONFIDENTIAL:
FOR RESEARCH
PURPOSES ONLY

Centre for Media Studies, Hyderabad

Centre hospitalier *affilié* universitaire de Québec (CHA),
University of Manitoba, Winnipeg,
Canada

Special behavioural surveys of core and bridging groups
for HIV infection in selected Indian districts

Face-to Face Interview Questionnaire for
Female Sex Workers

GUNTUR DISTRICT

SECTION I: INTERVIEW INFORMATION

Study number.....

PSU Name and code_____

City/Town/Village_____

District_____

Type of PSU (Home=1, Brothel=2, Lodge=3, Dabha=4, Public Place=5)

Name of the NGO intervening at the site (Kottapeta Mahila Mandal...1,
Abhudaya mahila Mandal...2, NEEDS...3 Gramasiri...4;
Site without any intervention=5).....

Date of interview: DAY MONTH YEAR

Name and code of interviewer: _____

Participation in the IBBA study that took place in this district (YES=1; NO=0)..

Participation in the IBBA study that took place in other districts (YES=1; NO=0)..

In which district did you participate in IBBA? _____

Participation in SBS in this district YES....1 STOP →
NO0

Participation in SBS in KARNATAKA? YES.....1 STOP →
NO=0.....PROCEED WITH CONCENT

Consented for interview (YES=1, NO=0).....

Result of interview: (Interview completed=1, Interview partially completed=2,
Respondent refused to take part=3, Respondent was a duplicate=4).....

Language of the interview: _____

Time interview started: Time Interview ended

SECTION II: EDITING AND DATA ENTRY

Name and code of Supervisor: _____

Date of scrutinizing the questionnaire: DAY MONTH YEAR

Signature of Supervisor: _____

Name and code of data entry person: _____

Date of data entry: DAY MONTH YEAR

Signature of data entry person: _____

Name and code of data entry person (2): _____

Date of re-data entry: DAY MONTH YEAR

Signature of data entry person (2): _____

Data entry checked by: _____

Date of data entry checked: DAY MONTH YEAR

Signature of person who checked data entry: _____

SECTION III: DEMOGRAPHIC CHARACTERISTICS

No.	QUESTIONS AND FILTERS	CODING CATEGORIES	SKIP
1	How old are you?	AGE IN COMPLETED YEARS: <input type="text"/> DON'T KNOW.....98	
2	What is your caste or tribe? RECORD VERBATIM	CASTE _____ DON'T KNOW 98 NO ANSWER 99	
3	What is your religion?	HINDU 1 ISLAM 2 CHRISTIAN 3 BUDDHIST 4 JAIN 5 OTHER _____ 97 (SPECIFY) NO ANSWER 99	
4	Can you read and write?	YES 1 NO 0	→ 6
5	What is the highest grade you have completed?	GRADE..... <input type="text"/>	
6	Apart from sex work, what other main work do you do to earn income? DO NOT READ RESPONSES. CIRCLE ONLY ONE CODE.	NONE 1 NON-AGRICULTURAL LABOUR 2 PETTY BUSINESS 3 MAID SERVANT 4 AGRICULTURAL LABOUR 5 HANDICRAFTS 6 OTHER _____ 97 (SPECIFY) DON'T KNOW 98 NO ANSWER 99	
7	What is your current marital status?	CURRENTLY MARRIED 1 SEPARATED 2 DIVORCED 3 WIDOWED 4 NEVER MARRIED 5 DEVADASI 6 NO ANSWER 99	} 12
8	How old were you when you first got married?	AGE AT MARRIAGE:..... <input type="text"/> DON'T KNOW.....98	
8A	CHECK Q.7 AND MARK	CURRENTLY MARRIED 1 SEPARATED / DIVORCED 2 WIDOWED 3	→ 14 → 9 → 10

SECTION III: DEMOGRAPHIC CHARACTERISTICS

No.	QUESTIONS AND FILTERS	CODING CATEGORIES	SKIP								
9	<p>How long ago were you separated/divorced?</p> <p>RECORD IN MONTHS IF LESS THAN ONE YEAR. OTHERWISE RECORD COMPLETED YEARS. RECORD '00' IN MONTHS IF LESS THAN A MONTH.</p>	<p>MONTHS 1 <table border="1" style="display: inline-table; vertical-align: middle;"><tr><td> </td><td> </td></tr><tr><td> </td><td> </td></tr></table></p> <p>YEARS 2 <table border="1" style="display: inline-table; vertical-align: middle;"><tr><td> </td><td> </td></tr><tr><td> </td><td> </td></tr></table></p> <p>NO ANSWER 99</p>									12
10	<p>How long ago did your husband die?</p> <p>RECORD IN MONTHS IF LESS THAN ONE YEAR. OTHERWISE RECORD COMPLETED YEARS. RECORD '00' IN MONTHS IF LESS THAN A MONTH.</p>	<p>MONTHS 1 <table border="1" style="display: inline-table; vertical-align: middle;"><tr><td> </td><td> </td></tr><tr><td> </td><td> </td></tr></table></p> <p>YEARS 2 <table border="1" style="display: inline-table; vertical-align: middle;"><tr><td> </td><td> </td></tr><tr><td> </td><td> </td></tr></table></p> <p>NO ANSWER 99</p>									
11	<p>What was the cause of your husband's death?</p>	<p>OLD AGE 1 ACCIDENT 2 ILLNESS (SPECIFY) _____ 3 OTHER (SPECIFY) _____ 97 DON'T KNOW 98 NO ANSWER 99</p>									
12	<p>Are you currently co-habiting with a partner?</p>	<p>YES 1 NO 0 NO ANSWER 99</p>	14								
13	<p>How long have you been living with your co-habiting partner?</p> <p>RECORD IN MONTHS IF LESS THAN ONE YEAR. OTHERWISE RECORD COMPLETED YEARS. RECORD '00' IN MONTHS IF LESS THAN A MONTH.</p>	<p>MONTHS 1 <table border="1" style="display: inline-table; vertical-align: middle;"><tr><td> </td><td> </td></tr><tr><td> </td><td> </td></tr></table></p> <p>YEARS 2 <table border="1" style="display: inline-table; vertical-align: middle;"><tr><td> </td><td> </td></tr><tr><td> </td><td> </td></tr></table></p>									

SECTION III: DEMOGRAPHIC CHARACTERISTICS

No.	QUESTIONS AND FILTERS	CODING CATEGORIES	SKIP
14	<p>Are you using any family planning methods?</p> <p>IF YES: What are those? DO NOT READ RESPONSES.</p> <p>MULTIPLE RESPONSES POSSIBLE: RECORD ALL METHODS MENTIONED</p>	<p>NOT USING A</p> <p>PILL B</p> <p>CONDOM/NIRODH C</p> <p>LOOP/COPPER T D</p> <p>FEMALE STERILIZATION E</p> <p>MALE STERILIZATION F</p> <p>RHYTHM/SAFE PERIOD G</p> <p>WITHDRAWAL H</p> <p>OTHER _____ 97</p> <p align="center">(SPECIFY)</p> <p>DON'T KNOW 98</p> <p>NO ANSWER 99</p>	
15	<p>How many children do you have? CODE '00' IF HAS NO CHILDREN</p>	<p>NUMBER OF CHILDREN..... <input type="text"/> <input type="text"/></p>	
16	<p>How old were you the first time you had sexual intercourse?</p>	<p>AGE IN COMPLETED YEARS <input type="text"/> <input type="text"/></p> <p>DON'T KNOW 98</p> <p>NO ANSWER 99</p>	
17	<p>Who was the person with whom you had sex for the first time?</p>	<p>HUSBAND 1</p> <p>LOVER.....2</p> <p>RELATIVE 3</p> <p>PAYING CLIENT 4</p> <p>FRIEND / CLASSMATE 5</p> <p>MAN IN NEIGHBOURHOOD 6</p> <p>OTHER _____ 97</p> <p align="center">(SPECIFY)</p> <p>DON'T KNOW 98</p> <p>NO ANSWER 99</p>	
18	<p>Have you ever used a condom?</p>	<p>YES 1</p> <p>NO 0 →</p>	19A
19	<p>How long ago was the first time you used a condom? RECORD IN MONTHS IF LESS THAN ONE YEAR. OTHERWISE RECORD COMPLETED YEARS. RECORD '00' IN MONTHS IF LESS THAN A MONTH.</p>	<p>MONTHS 1 <input type="text"/> <input type="text"/></p> <p>YEARS 2 <input type="text"/> <input type="text"/></p> <p>DON'T KNOW 99</p> <p>NO ANSWER 99</p>	
19A	<p>CHECK Q.7 AND Q.12 AND MARK:</p>	<p>CURRENTLY MARRIED 1</p> <p>CURRENTLY COHABITING 2</p> <p>OTHER. 3 →</p>	SEC V

SECTION IV: HUSBAND /CO-HABITING PARTNER

No.	QUESTIONS AND FILTERS	CODING CATEGORIES	SKIP
USE APPROPRIATE TERM (HUSBAND/ CO-HABITING PARTNER THROUGHOUT SECTION IV)			
1	<p>Now I would like to ask you some details about your husband/co-habiting partner. I assure you of the confidentiality of the information provided. Please let me know if you do not want to answer any of these questions.</p> <p>What is the age of your husband/co-habiting partner?</p>	<p>AGE IN COMPLETED YEARS..... <input type="text"/> <input type="text"/></p> <p>DON'T KNOW 98</p> <p>NO ANSWER 99</p>	
2	<p>What is the caste of your husband/ co-habiting partner?</p> <p><i>RECORD VERBATIM</i></p>	<p>CASTE _____</p> <p>DON'T KNOW 98</p> <p>NO ANSWER 99</p>	
3	<p>What is the religion of your husband/ co-habiting partner?</p>	<p>HINDU 1</p> <p>ISLAM 2</p> <p>CHRISTIAN 3</p> <p>BUDDHIST 4</p> <p>JAIN 5</p> <p>OTHER (SPECIFY) _____ 97</p> <p>DON'T KNOW 98</p> <p>NO ANSWER 99</p>	
4	<p>What does your husband/co-habiting partner mainly do to earn income?</p> <p>DO NOT READ RESPONSES. CIRCLE ONLY ONE CODE</p>	<p>DOES NOT WORK/IS NOT WORKING 1</p> <p>BUSINESS (SPECIFY) _____ 2</p> <p>GOVT EMPLOYMENT (SPECIFY) _____ 3</p> <p>DAILY LABOURER (SPECIFY) _____ 4</p> <p>AGRICULTURE 5</p> <p>FACTORY WORKER 6</p> <p>TRANSPORT (SPECIFY) _____ 7</p> <p>OTHER (SPECIFY) _____ 97</p> <p>DON'T KNOW 98</p> <p>NO ANSWER 99</p>	

SECTION IV: HUSBAND /CO-HABITING PARTNER

No.	QUESTIONS AND FILTERS	CODING CATEGORIES	SKIP
5	Where does your husband/co-habiting partner live?	CITY/VILLAGE _____ DISTRICT _____ STATE _____ COUNTRY _____ NO ANSWER 99	
6	How many months did you stay together with your husband/ co-habiting partner in the last 12 months? (OR LESS IF TOGETHER FOR LESS THAN 12 MONTHS)	<input type="text"/> <input type="text"/> OUT OF <input type="text"/> <input type="text"/> MONTHS NO ANSWER99	
7	How long ago did you have sex with your husband/co-habiting partner for the first time? RECORD IN WEEKS IF LESS THAN 1 MONTH. RECORD IN MONTHS IF MORE THAN A MONTH BUT LESS THAN A YEAR. RECORD IN YEAR IF MORE THAN 12 MONTHS. RECORD '00' IN WEEKS IF LESS THAN A WEEK	WEEKS 1 <input type="text"/> <input type="text"/> MONTHS 2 <input type="text"/> <input type="text"/> YEARS 3 <input type="text"/> <input type="text"/> DON'T KNOW 98 NO ANSWER 99	
8	How long ago did you have sex with your husband/co-habiting partner for the last time (most recent sex encounter) ? RECORD IN WEEKS IF LESS THAN 1 MONTH. RECORD IN MONTHS IF MORE THAN A MONTH BUT LESS THAN A YEAR. RECORD IN YEAR IF MORE THAN 12 MONTHS. RECORD '00' IN WEEKS IF LESS THAN A WEEK	DAYS 1 <input type="text"/> <input type="text"/> WEEKS 2 <input type="text"/> <input type="text"/> MONTHS 3 <input type="text"/> <input type="text"/> YEARS 4 <input type="text"/> <input type="text"/> DON'T KNOW.....98 NO ANSWER 99	

SECTION IV: HUSBAND /CO-HABITING PARTNER

No.	QUESTIONS AND FILTERS	CODING CATEGORIES	SKIP
9	How many times do you have sex with your husband/co-habiting partner in a "normal month"? CODE '00' IF CURRENTLY NOT HAVING SEX	NUMBER <input type="text"/> <input type="text"/> DON'T KNOW98 NO ANSWER99	
10	Does your husband/co-habiting partner know that you are a sex worker?	YES 1 NO 0 →	12
11	Does he provide you any support in relation to sex work? <i>DO NOT READ RESPONSES. MULTIPLE RESPONSES POSSIBLE: RECORD ALL SUPPORTS MENTIONED.</i>	POLICE ARRESTA GOONDA PROBLEMB FIXING CLIENTSC NO SUPPORTD OTHER (SPECIFY) _____97 DON'T KNOW98 NO ANSWER99	
12	Are you normally under the influence of alcohol when you have sex with your husband/co-habiting partner?	YES1 NO0 NO ANSWER99	
13	Is your husband/co-habiting partner normally under the influence of alcohol when he has sex with you?	YES1 NO0 NO ANSWER99	
14	How often is a condom used when you have sex with your husband/co-habiting partner?	NEVER (0%)1 → SOMETIMES (< 50%)2 FREQUENTLY (≥ 50%)3 ALWAYS (100%)4	17
15	How long have you been using condoms (always / frequently/ sometimes) when you have sex with him?	WEEKS 1 <input type="text"/> <input type="text"/> MONTHS 2 <input type="text"/> <input type="text"/> YEARS 3 <input type="text"/> <input type="text"/> DON'T KNOW 98 NO ANSWER 99	17

SECTION IV: HUSBAND/ CO-HABITING PARTNER

No.	QUESTIONS AND FILTERS	CODING CATEGORIES	SKIP
16	Out of the last 10 times that you had sex with him, how many times was a condom used?	NUMBER OF TIMES CONDOMS USED <input type="text"/> <input type="text"/> OUT OF LAST 10 SEX ACTS..... DON'T KNOW98 NO ANSWER99	
17	Some people like to have sex in different ways, such as oral, vaginal, anal, etc. Now I would like to ask you a few questions regarding anal sex with you husband/co-habiting partner. I assure you of the confidentiality of the information provided. Please let me know if you do not want to answer any of these questions. Has your husband/co-habiting partner ever asked you for anal sex?	YES 1 NO 0 NO ANSWER 99	21
18	Have you ever had anal sex with your husband/co-habiting partner?	YES 1 NO 0 NO ANSWER 99	21
19	How many times did you have anal sex with your husband/co-habiting partner in the last 3 months ?	NUMBER..... <input type="text"/> <input type="text"/> RECORD '00' IF NONE IF '00' SKIP TO Q.21	
21	Does your husband/co-habiting partner have sexual relationships with any other women? 'OTHER WOMEN' INCLUDES WIFE/OTHER WIVES.	YES 1 NO 0 DON'T KNOW 98 NO ANSWER 99	23

SECTION IV: HUSBAND/ CO-HABITING PARTNER

No.	QUESTIONS AND FILTERS	CODING CATEGORIES	SKIP
22	<p>Who are these women?</p> <p>DO NOT READ RESPONSES. MULTIPLE RESPONSES POSSIBLE: RECORD ALL TYPES OF WOMEN MENTIONED</p> <p>PROBE FOR LOCATION IN TERMS OF WHETHER THE WOMAN IS FROM WITHIN THE CITY/TOWN WHERE YOU ARE CONDUCTING THE INTERVIEW OR FROM OUTSIDE.</p>	<p>WIFE WITHIN CITY/TOWN A</p> <p>WIFE OUTSIDE CITY/TOWN B</p> <p>SEX WORKER WITHIN CITY/TOWN C</p> <p>SEX WORKER OUTSIDE CITY/TOWN D</p> <p>OTHER WOMEN WITHIN CITY/TOWN E</p> <p>OTHER WOMEN OUTSIDE CITY/TOWN ... F</p> <p>DON'T KNOW 98</p> <p>NO ANSWER 99</p>	
23	<p>Apart from your husband/co-habiting partner that we just talked about, have you ever had any other non-paying sexual partners so far in your life?</p>	<p>YES 1 →</p> <p>NO 0</p> <p>NO ANSWER 99</p>	<p>Sec V Q.2</p> <p>} Sec VI</p>

SECTION V: (OTHER) NON-COMMERCIAL SEX PARTNERS

No.	QUESTIONS AND FILTERS	CODING CATEGORIES	SKIP
1	<p>Now I would like to ask you about your non-paying sexual partners, i.e., those other than your paying clients.</p> <p>Apart from the paying clients that come to you, have you ever had any non-paying sexual partners?</p>	<p>YES 1 NO 0 NO ANSWER 99</p>	<p>} Sec VI</p>
2	<p>How many such (other) non-paying sexual partners did you have so far in your life?</p>	<p style="text-align: right;">[] []</p> <p>NUMBER OF PARTNERS.....</p>	
3	<p>With how many of these (other) non-paying partners did you have sex in the last 12 months?</p>	<p style="text-align: right;">[] []</p> <p>NUMBER OF PARTNERS.....</p>	
4	<p>How many of these (other) non-paying partners were new sexual partners in the last 12 months?</p>	<p style="text-align: right;">[] []</p> <p>NUMBER OF NEW PARTNERS.....</p>	
5	<p>Now I would like to know some more details about your (other) non-paying partners that you had sex with. I assure you of the confidentiality of the information provided. Please let me know if you do not want to answer any of these questions.</p> <p>Let us start with the most recent (other) non-paying sex partner.</p> <p>How long ago did you have/had sex with this partner for the first time?</p> <p>RECORD IN WEEKS IF LESS THAN 1 MONTH. RECORD IN MONTHS IF MORE THAN A MONTH BUT LESS THAN A YEAR. RECORD IN YEAR IF MORE THAN 12 MONTHS. RECORD '00' IN WEEKS IF LESS THAN A WEEK.</p>	<p>WEEKS1 [] [] MONTHS2 [] [] YEARS3 [] []</p> <p>DON'T KNOW98 NO ANSWER99</p>	
6	<p>How old was he when you first had sex with him?</p>	<p>AGE IN COMPLETED YEARS [] []</p> <p>DON'T KNOW 98</p>	

7	<p>How long ago did you have sex with this partner for the last time (most recent sex encounter)?</p> <p>RECORD IN DAYS IF LESS THAN A WEEK. RECORD IN WEEKS IF LESS THAN 1 MONTH. RECORD IN MONTHS IF MORE THAN A MONTH BUT LESS THAN A YEAR. RECORD IN YEAR IF MORE THAN 12 MONTHS.</p>	DAYS 1 WEEKS 2 MONTHS 3 YEARS 4	<table border="1"> <tr><td></td><td></td></tr> <tr><td></td><td></td></tr> <tr><td></td><td></td></tr> <tr><td></td><td></td></tr> </table>									
8	<p>Is this relationship still continuing?</p>	YES 1 NO 0 NO ANSWER 99										

SECTION V: (OTHER) NON-COMMERCIAL SEX PARTNERS

No.	QUESTIONS AND FILTERS	CODING CATEGORIES	SKIP
8A	ADJUST TENSE OF Q.9-Q.31 (PAST /PRESENT ACCORDING TO WHETHER RELATIONSHIP CURRENT OR IN THE PAST)		

9	Where is (was) he from? Where does (did) he live?	CITY/VILLAGE _____ DISTRICT _____ STATE _____ COUNTRY _____ DON'T KNOW 98 NO ANSWER 99	
10	What is (was) his caste? <i>RECORD VERBATIM</i>	CASTE _____ DON'T KNOW 98 NO ANSWER 99	
11	What is (was) his religion?	HINDU 1 ISLAM 2 CHRISTIAN 3 BUDDHIST 4 JAIN 5 OTHER _____ 97 (SPECIFY) DON'T KNOW 98 NO ANSWER 99	
11A	What is (was) his marital status?	CURRENTLY MARRIED 1 SEPARATED 2 DIVORCED 3 WIDOWED 4 NEVER MARRIED 5 COHABITING 6 DON'T KNOW 98 NO ANSWER 99	
12	What does (did) he mainly do to earn income? DO NOT READ RESPONSES. CIRCLE ONLY ONE CODE.	DOES NOT WORK/IS NOT WORKING 1 BUSINESS (SPECIFY) _____ 2 GOVT EMPLOYMENT (SPECIFY) _____ 3 DAILY LABOURER (SPECIFY) _____ 4 AGRICULTURE 5 FACTORY WORKER 6 TRANSPORT (SPECIFY) _____ 7 OTHER (SPECIFY) _____ 97 DON'T KNOW 98 NO ANSWER 99	
13	Do / Did you ever live or stay with this partner?	YES 1 NO 0 NO ANSWER 99	

SECTION V: (OTHER) NON-COMMERCIAL SEX PARTNERS

No.	QUESTIONS AND FILTERS	CODING CATEGORIES	SKIP
13A	CHECK Q.5 AND Q.7 AND MARK THE DURATION OF RELATIONSHIP WITH THE PERSON:	DURATION MORE THAN 1 MONTH 1 DURATION LESS THAN 1 MONTH 2	→ 15
14	In a normal month, how many times do you (did you used to) have sex with this partner?	TIMES PER MONTH..... <input type="text"/> <input type="text"/>	→ 16
15	How many times did you have sex with this partner in the last week ?	TIMES IN LAST WEEK..... <input type="text"/> <input type="text"/>	
16	Does (Did) this partner know that you're a sex worker?	YES 1 NO 0	→ 18

SECTION V: (OTHER) NON-COMMERCIAL SEX PARTNERS

No.	QUESTIONS AND FILTERS	CODING CATEGORIES	SKIP						
17	Does (Did) he provide you any support in relation to sex work? <i>DO NOT READ RESPONSES. MULTIPLE RESPONSES POSSIBLE: RECORD ALL SUPPORTS MENTIONED.</i>	POLICE ARREST A GOONDA PROBLEM B FIXING CLIENTS C NO SUPPORT D OTHER (SPECIFY) _____ 97 DON'T KNOW 98 NO ANSWER 99							
18	Does (Did) he provide you or your family with any kind of economic support?	YES 1 NO 0 NO ANSWER 99							
19	Do (Did) you support him economically?	YES 1 NO 0 NO ANSWER 99							
20	Are (Were) you normally under the influence of alcohol when you have (used to have) sex with this partner?	YES 1 NO 0 NO ANSWER 99							
21	Is (Was) this partner normally under the influence of alcohol when he has (used to have) sex with you?	YES 1 NO 0 NO ANSWER 99							
22	How often is (was) a condom used when you have (used to have) sex with this partner?	NEVER (0%) 1 SOMETIMES (< 50%) 2 FREQUENTLY (≥ 50%) 3 ALWAYS (100%) 4	→ 25						
23	How long ago did you start using condoms (always / sometimes / frequently) when you have (had) sex with this partner?	WEEKS 1 MONTHS 2 YEARS 3 DON'T KNOW 98 NO ANSWER 99	<table border="1" style="display: inline-table; vertical-align: middle;"> <tr><td style="width: 20px; height: 20px;"></td><td style="width: 20px; height: 20px;"></td></tr> <tr><td style="width: 20px; height: 20px;"></td><td style="width: 20px; height: 20px;"></td></tr> <tr><td style="width: 20px; height: 20px;"></td><td style="width: 20px; height: 20px;"></td></tr> </table>						
24	Was a condom used the last time you had sexual intercourse with this partner?	YES 1 NO 0 NO ANSWER 99							
25	Some people like to have sex in different ways, such as oral, vaginal, anal, etc. Now I would like to ask you a few questions regarding anal sex with you husband/co-habiting partner. I assure you of the confidentiality of the information provided. Please let me	YES 1 NO 0 NO ANSWER 99	} 29						

	know if you do not want to answer any of these questions.		
	Has (Did) this partner ever ask you for anal sex?		
26	Have/did you ever had/have anal sex with this partner?	YES 1 NO 0 NO ANSWER 99	29

SECTION V: (OTHER) NON-COMMERCIAL SEX PARTNERS

No.	QUESTIONS AND FILTERS	CODING CATEGORIES	SKI P
27	<p>How many times did you have anal sex with this partner in the last 3 months?</p> <p>RECORD '00' IF NONE</p>	<p>NUMBER <input type="text"/> <input type="text"/></p> <p>NO ANSWER 99</p>	
28	<p>Out of the (NUMBER FROM Q27) times that you had anal sex with this partner in the last 3 months, how many times was a condom used?</p>	<p>NUMBER OF TIMES CONDOM USED..... <input type="text"/> <input type="text"/></p> <p>NO ANSWER 99</p>	
29	<p>Does he have/had sexual relationships with any other women?</p> <p>'OTHER WOMEN' INCLUDE WIFE OR OTHER WIVES</p>	<p>YES 1 NO 0 NO ANSWER 99</p>	30A
30	<p>Who are these women?</p> <p>DO NOT READ RESPONSES. MULTIPLE RESPONSES POSSIBLE: RECORD ALL TYPES OF WOMEN MENTIONED.</p> <p>PROBE FOR LOCATION IN TERMS OF WHETHER THE WOMAN IS FROM WITHIN THE CITY/TOWN WHERE YOU ARE CONDUCTING THE INTERVIEW OR FROM OUTSIDE.</p>	<p>WIFE WITHIN CITY/TOWN A WIFE OUTSIDE CITY/TOWN B SEX WORKER WITHIN CITY/TOWN C SEX WORKER OUTSIDE CITY/TOWN D OTHER WOMEN WITHIN CITY/TOWN E OTHER WOMEN OUTSIDE CITY/TOWN ... F DON'T KNOW 98 NO ANSWER 99</p>	

SECTION V: (OTHER) NON-COMMERCIAL SEX PARTNERS

No.	QUESTIONS AND FILTERS	CODING CATEGORIES	SKIP			
30A	CHECK SV - Q.2 AND MARK:	ONLY ONE NON-PAYING PARTNER 1 → MORE THAN ONE NON-PAYING PARTNER . 2	SVI			
<p>Now I would like to ask you some questions about your non-paying sexual partners previous to the ones we have just discussed. Let us now start with the 2nd last non-paying partner that you had sex with.</p> <p>IF THE RESPONDENT HAD ONLY 2 NON-COMMERCIAL SEX PARTNERS IN HER LIFE-TIME (SV-Q.2), ASK Q.31- Q.41 FOR THE 2ND LAST PARTNER. IF THE RESPONDENT HAD 3 OR MORE NON-COMMERCIAL SEX PARTNERS IN HER LIFE-TIME (SV-Q.2), ASK Q.31- Q.41 FOR THE 3RD LAST PARTNER.</p>						
<table border="1" style="width:100%; border-collapse: collapse;"> <thead> <tr> <th style="width:33%;"></th> <th style="width:33%;">2ND LAST PARTNER</th> <th style="width:33%;">3RD LAST PARTNER</th> </tr> </thead> </table>					2 ND LAST PARTNER	3 RD LAST PARTNER
	2 ND LAST PARTNER	3 RD LAST PARTNER				
31	How old was he when you first had sex with him?	AGE..... <input type="text"/> <input type="text"/> DON'T KNOW 98 NO ANSWER 99	AGE..... <input type="text"/> <input type="text"/> DON'T KNOW..... 98 NO ANSWER..... 99			
32	Is this relationship still continuing?	YES 1 NO 0	YES..... 1 NO..... 0			

SECTION V: (OTHER) NON-COMMERCIAL SEX PARTNERS

ADJUST TENSE OF Q.33 - Q.41 (PAST/ PRESENT) ACCORDING TO WHETHER RELATIONSHIP IS CURRENT OR WAS IN THE PAST				
No.	QUESTIONS AND FILTERS	CODING CATEGORIES	CODING CATEGORIES	SKIP
33	Where does (did) he live?	CITY/VILLAGE _____ DISTRICT _____ STATE _____ COUNTRY _____ DON'T KNOW 98 NO ANSWER 99	CITY/VILLAGE _____ DISTRICT _____ STATE _____ COUNTRY _____ DON'T KNOW 98 NO ANSWER 99	
34	What is (was) his caste? <i>RECORD VERBATIM</i>	DON'T KNOW 98 NO ANSWER 99 _____ (SPECIFY)	DON'T KNOW 98 NO ANSWER 99 _____ (SPECIFY)	
35	What is/was his marital status?	CURRENTLY MARRIED 1 SEPARATED 2 DIVORCED 3 WIDOWED 4 NEVER MARRIED 5 COHABITING 6 DON'T KNOW 98 NO ANSWER 99	CURRENTLY MARRIED 1 SEPARATED 2 DIVORCED 3 WIDOWED 4 NEVER MARRIED 5 COHABITING 6 DON'T KNOW 98 NO ANSWER 99	
36	What is (was) his religion?	HINDU 1 ISLAM 2 CHRISTIAN 3 BUDDHIST 4 JAIN 5 OTHER (SPECIFY) _____ 97 DON'T KNOW 98 NO RESPONSE 99	HINDU 1 ISLAM 2 CHRISTIAN 3 BUDDHIST 4 JAIN 5 OTHER (SPECIFY) _____ 97 DON'T KNOW 98 NO RESPONSE 99	

SECTION V: (OTHER) NON-COMMERCIAL SEX PARTNERS

No.	2 ND LAST PARTNER	3 RD LAST PARTNER
-----	------------------------------	------------------------------

37	How long ago did you have sex with this partner for the first time ?	DAYS 1 <input type="text"/> <input type="text"/> WEEKS 2 <input type="text"/> <input type="text"/> MONTHS 3 <input type="text"/> <input type="text"/> YEARS 4 <input type="text"/> <input type="text"/> DON'T KNOW 98 NO ANSWER 99	DAYS 1 <input type="text"/> <input type="text"/> WEEKS 2 <input type="text"/> <input type="text"/> MONTHS 3 <input type="text"/> <input type="text"/> YEARS 4 <input type="text"/> <input type="text"/> DON'T KNOW 98 NO ANSWER 99	
38	How long ago did you have sex with this partner for the last time (most recent sex encounter) ?	DAYS 1 <input type="text"/> <input type="text"/> WEEKS 2 <input type="text"/> <input type="text"/> MONTHS 3 <input type="text"/> <input type="text"/> YEARS 4 <input type="text"/> <input type="text"/> DON'T KNOW 98 NO ANSWER 99	DAYS 1 <input type="text"/> <input type="text"/> WEEKS 2 <input type="text"/> <input type="text"/> MONTHS 3 <input type="text"/> <input type="text"/> YEARS 4 <input type="text"/> <input type="text"/> DON'T KNOW 98 NO ANSWER 99	
38A	CHECK Q.37 AND Q.38 AND MARK THE DURATION OF RELATIONSHIP WITH THE PERSON:	MORE THAN 1 MONTH LESS THAN \pm MONTH Q.40	MORE THAN 1 MONTH LESS THAN \pm MONTH Q.40	
39	In a normal month, how many times do you (did you used to) have sex with this partner?	TIMES PER MONTH <input type="text"/> <input type="text"/>	TIMES PER MONTH <input type="text"/> <input type="text"/>	
40	How often are (were) condoms used with this partner?	NEVER (0%) 1 SOMETIMES (<50%) ... 2 FREQUENTLY (>=50%) . 3 ALWAYS (100%) 4	NEVER (0%) 1 SOMETIMES (<50%) ... 2 FREQUENTLY (>=50%) . 3 ALWAYS (100%) 4	
41	Did you use a condom the last (most recent) time you had sex with this partner?	YES 1 NO 0	YES 1 NO 0	

SECTION-VI: SEX WORK AND CLIENTS

No.	QUESTIONS AND FILTERS	CODING CATEGORIES	SKIP
1	<p>Now I would like to ask you a few questions regarding sex work and your paying clients. I assure you of the confidentiality of the information provided. Please let me know if you do not want to answer any of these questions.</p> <p>How old were you when you first started doing sex work?</p>	<div style="text-align: right;"> <input style="width: 20px; height: 20px;" type="text"/> <input style="width: 20px; height: 20px;" type="text"/> </div> <p>AGE IN COMPLETED YEARS.....</p> <p>DON'T KNOW.....98</p> <p>NO RESPONSE.....99</p>	
2	<p>How many days in a typical month do you do sex work?</p>	<div style="text-align: right;"> <input style="width: 20px; height: 20px;" type="text"/> <input style="width: 20px; height: 20px;" type="text"/> </div> <p>NUMBER OF DAYS/MONTH.....</p> <p>NO ANSWER.....99</p>	
3	<p>How many clients did you have on the last day you did sex work?</p>	<div style="text-align: right;"> <input style="width: 20px; height: 20px;" type="text"/> <input style="width: 20px; height: 20px;" type="text"/> </div> <p>NUMBER OF CLIENTS.....</p> <p>NO ANSWER..... 99</p>	
3A	<p>How many of these clients DID NOT use condoms when they had sexual intercourse with you?</p>	<div style="text-align: right;"> <input style="width: 20px; height: 20px;" type="text"/> <input style="width: 20px; height: 20px;" type="text"/> </div> <p>NUMBER.....</p> <p>NO ANSWER..... 99</p>	
4	<p>How many sex acts did you have with clients on the last day you did sex work?</p>	<div style="text-align: right;"> <input style="width: 20px; height: 20px;" type="text"/> <input style="width: 20px; height: 20px;" type="text"/> </div> <p>NUMBER OF SEX ACTS.....</p> <p>NO ANSWER..... 99</p>	
5	<p>How many of these sex acts (mentioned in Q.No.4) were vaginal sex acts?</p>	<div style="text-align: right;"> <input style="width: 20px; height: 20px;" type="text"/> <input style="width: 20px; height: 20px;" type="text"/> </div> <p>NUMBER OF VAGINAL SEX ACTS.</p> <p>NO ANSWER..... 99</p>	
6	<p>In how many of these vaginal sex acts was a condom used?</p>	<div style="text-align: right;"> <input style="width: 20px; height: 20px;" type="text"/> <input style="width: 20px; height: 20px;" type="text"/> </div> <p>NUMBER.....</p> <p>NO ANSWER..... 99</p>	

SECTION-VI: SEX WORK AND CLIENTS

No.	QUESTIONS AND FILTERS	CODING CATEGORIES	SKIP
7	How many of these sex acts (mentioned in Q.4) were anal sex acts?	NUMBER OF ANAL SEX ACTS.... <input type="text"/> <input type="text"/> NO ANSWER..... 99	
8	In how many of these anal sex acts was a condom used?	NUMBER..... <input type="text"/> <input type="text"/> NO ANSWER..... 99	
9	How many times in the last month did you experience condom breakage?	NUMBER..... <input type="text"/> <input type="text"/> NO ANSWER..... 99	
10	How many times in the last month did you experience a condom slipping off during sex?	NUMBER..... <input type="text"/> <input type="text"/> NO ANSWER..... 99	
11	Now I would like to ask you a few questions regarding your new or occasional clients. I assure you of the confidentiality of the information provided. Please let me know if you do not want to answer any of these questions. Are your new / occasional clients normally under the influence of alcohol when they have sex with you?	YES..... 1 NO..... 0 NO ANSWER..... 99	
12	Are you normally under the influence of alcohol when you have sex with your new / occasional clients?	YES..... 1 NO..... 0 NO ANSWER..... 99	
13	In general, how often are condoms used when you have sex with new/occasional clients?	NEVER (0%)..... 1 SOMETIMES (< 50%)..... 2 FREQUENTLY (≥ 50%)..... 3 ALWAYS (100%)..... 4	15
14	How long have you been using condoms (always / sometimes / frequently) when you have sex with your new/occasional clients?	WEEKS.....1 <input type="text"/> <input type="text"/> MONTHS.....2 <input type="text"/> <input type="text"/> YEARS.....3 <input type="text"/> <input type="text"/> NO ANSWER.....99	
15	Do your new (occasional) clients ever ask you to have anal intercourse with them?	YES..... 1 NO..... 0 NO ANSWER..... 99	21

16	Approximately, how many of your new (occasional) clients per month ask for anal intercourse?	NUMBER..... <input type="text"/> <input type="text"/> NO ANSWER..... 99	
----	---	--	--

SECTION-VI: SEX WORK AND CLIENTS

No.	QUESTIONS AND FILTERS	CODING CATEGORIES	SKIP
17	Have you ever had anal sex with new/occasional clients?	YES..... 1 NO..... 0 NO ANSWER..... 99	21
18	How many times did you have anal sex with new (occasional) clients in the last month ?	NUMBER..... <input type="text"/> <input type="text"/> NO ANSWER..... 99	
19	Out of these (NUMBER MENTIONED IN Q.18) of anal sex acts, how many times was a condom used?	NUMBER..... <input type="text"/> <input type="text"/> NO ANSWER..... 99	
20	Was a condom used the last time you had anal intercourse with a new (occasional) client ?	YES..... 1 NO..... 0	

SECTION-VI: SEX WORK AND CLIENTS

No.	QUESTIONS AND FILTERS	CODING CATEGORIES	SKIP
21	Now I would like to ask you a few questions regarding your repeat clients. Do you currently have any repeat clients ?	YES..... 1 NO..... 0	→ 23
22	How many different repeat clients do you currently have?	NUMBER..... <input type="text"/> <input type="text"/>	} 25
23	Have you ever had repeat clients?	YES..... 1 NO..... 0	→ 51
24	How long ago was the last time you had sex with a repeat client? RECORD IN MONTHS IF MORE THAN A MONTH BUT LESS THAN A YEAR. RECORD IN YEAR IF MORE THAN 12 MONTHS. RECORD '00' IF LESS THAN ONE MONTH.	MONTHS.....1 <input type="text"/> <input type="text"/> YEARS.....2 <input type="text"/> <input type="text"/> NO ANSWER.....99	} 51
25	Now I would like you to provide me with some more detailed information about the repeat (regular) client that you had sex with most recently. I assure you the confidentiality of the information provided. Please let me know if you do not want to answer any of these questions. How old is he?	AGE IN COMPLETED YEARS: <input type="text"/> <input type="text"/> DON'T KNOW..... 98 NO ANSWER..... 99	
26	Where is he from (does he live)?	CITY/VILLAGE _____ DISTRICT _____ STATE _____ COUNTRY _____ DON'T KNOW..... 98 NO ANSWER..... 99	
27	What is his marital status?	CURRENTLY MARRIED..... 1 SEPARATED..... 2 DIVORCED..... 3 WIDOWED..... 4 NEVER MARRIED..... 5 COHABITING..... 6 DON'T KNOW..... 98 NO ANSWER..... 99	
28	What is his religion?	HINDU..... 1 ISLAM..... 2 CHRISTIAN..... 3 BUDDHIST..... 4 JAIN..... 5 OTHER (SPECIFY) 97	

		DON'T KNOW.....98	
		<i>NO RESPONSE.....99</i>	

SECTION-VI: SEX WORK AND CLIENTS

No	QUESTIONS AND FILTERS	CODING CATEGORIES	SKIP						
29	How long ago did you have sex with this repeat client for the first time? RECORD IN WEEKS IF LESS THAN A MONTH. RECORD IN MONTHS IF LESS THAN ONE YEAR. OTHERWISE RECORD COMPLETED YEARS. RECORD '00' IN WEEKS IF LESS THAN A WEEK.	WEEKS 1 MONTHS 2 YEARS 3 NO ANSWER	<table border="1" style="display: inline-table; vertical-align: middle;"> <tr> <td style="width: 20px; height: 20px;"></td> <td style="width: 20px; height: 20px;"></td> </tr> <tr> <td style="width: 20px; height: 20px;"></td> <td style="width: 20px; height: 20px;"></td> </tr> <tr> <td style="width: 20px; height: 20px;"></td> <td style="width: 20px; height: 20px;"></td> </tr> </table>						

30	<p>How long ago was the last time that you had sex with this repeat client (most recent sex act)?</p> <p>RECORD IN DAYS IF LESS THAN A WEEK. RECORD IN WEEKS IF LESS THAN A MONTH. RECORD IN MONTHS IF MORE THAN A MONTH BUT LESS THAN A YEAR.</p>	<p>DAYS 1</p> <p>WEEKS 2</p> <p>MONTHS 3</p> <p>NO ANSWER 99</p>	<div style="border: 1px solid black; width: 60px; height: 60px; display: flex; flex-direction: column; align-items: center; justify-content: center;"> <div style="border: 1px solid black; width: 30px; height: 30px; margin-bottom: 2px;"></div> <div style="border: 1px solid black; width: 30px; height: 30px; margin-bottom: 2px;"></div> <div style="border: 1px solid black; width: 30px; height: 30px;"></div> </div>
31	<p>How many times did you have sex with this repeat client the last time you saw him?</p>	<p>NUMBER.....</p> <p>NO ANSWER.....99</p>	<div style="border: 1px solid black; width: 60px; height: 60px; display: flex; flex-direction: column; align-items: center; justify-content: center;"> <div style="border: 1px solid black; width: 30px; height: 30px; margin-bottom: 2px;"></div> <div style="border: 1px solid black; width: 30px; height: 30px;"></div> </div>
31A	<p>CHECK Q.29 & Q.30 AND MARK THE DURATION OF RELATIONSHIP WITH THE PERSON.</p>	<p>DURATION MORE THAN 1 MONTH 1</p> <p>DURATION LESS THAN 1 MONTH 2</p>	<p style="text-align: right;">→ 33</p>
32	<p>How many times in a normal month do you have sex with this repeat client?</p>	<p>NUMBER</p>	<div style="border: 1px solid black; width: 60px; height: 60px; display: flex; flex-direction: column; align-items: center; justify-content: center;"> <div style="border: 1px solid black; width: 30px; height: 30px; margin-bottom: 2px;"></div> <div style="border: 1px solid black; width: 30px; height: 30px;"></div> </div>
33	<p>Are you normally under the influence of alcohol when you have sex with this repeat client?</p>	<p>YES 1</p> <p>NO 0</p> <p>NO ANSWER 99</p>	
34	<p>Is this repeat client normally under the influence of alcohol when he has sex with you?</p>	<p>YES 1</p> <p>NO 0</p> <p>NO ANSWER 99</p>	
35	<p>How often are condoms used during sex with this repeat client?</p>	<p>NEVER (0%) 1</p> <p>SOMETIMES (< 50%) 2</p> <p>FREQUENTLY (> 50%) 3</p> <p>ALWAYS (100%) 4</p>	<p style="text-align: right;">→ 37</p>

SECTION-VI: SEX WORK AND CLIENTS

No	QUESTIONS AND FILTERS	CODING CATEGORIES	SKIP
36	Was a condom used the last time you had sex with him?	YES 1 NO 0	
37	Has this repeat client ever asked you for anal sex?	YES 1 NO 0 NO ANSWER 99	} 41
38	Have you ever had anal sex with this repeat client ?	YES 1 NO 0 NO ANSWER 99	} 41
39	Out of the last 10 times that you had sex with him, how many times did you have anal sex?	NUMBER OF ANAL SEX ACTS OUT OF LAST 10 SEX ACTS..... <input type="text"/> <input type="text"/> DON'T KNOW 98 NO ANSWER 99	

SECTION-VI: SEX WORK AND CLIENTS

No.	QUESTIONS AND FILTERS	CODING CATEGORIES	SKIP
40	The last time you had anal sex with this repeat client , was a condom used?	YES 1 NO 0	
41	Does this repeat client have sexual relations with other women? 'OTHER WOMEN' INCLUDE WIFE OR OTHER WIVES.	YES 1 NO 0 DON'T KNOW 98 NO ANSWER 99	} 42A
42	Who are those women? DO NOT READ RESPONSES. RECORD ALL TYPES OF WOMEN MENTIONED. PROBE FOR LOCATION IN TERMS OF WHETHER THE WOMAN IS FROM WITHIN THE CITY/TOWN WHERE YOU ARE CONDUCTING THE INTERVIEW OR FROM OUTSIDE.	WIFE WITHIN CITY/TOWN A WIFE OUTSIDE CITY/TOWN B SEX WORKER WITHIN CITY/TOWN C SEX WORKER OUTSIDE CITY/TOWN D OTHER WOMEN WITHIN CITY/TOWN E OTHER WOMEN OUTSIDE CITY/TOWN ... F DON'T KNOW 98 NO ANSWER 99	
42A	CHECK Q.22 AND MARK:	ONLY ONE REPEAT CLIENT 1 MORE THAN ONE REPEAT CLIENT 2	51
<p>Now I would like to ask you some questions about your repeat clients previous to the one we have just discussed. Let us now start with the 2nd most recent (last) repeat client that you had sex with.</p> <p>IF THE RESPONDENT CURRENTLY HAS ONLY 2 REPEAT CLIENTS (Q.20), ASK QUESTIONS 43-50 FOR THE 2ND LAST REPEAT CLIENT. IF THE RESPONDENT CURRENTLY HAS 3 OR MORE REPEAT CLIENTS (Q.20), ASK QUESTIONS 43-50 FOR THE 3RD LAST REPEAT CLIENT.</p>			
43	QUESTIONS How old was he when you first had sex with him?	2ND LAST REPEAT CLIENT AGE..... <input type="text"/> <input type="text"/> DON'T KNOW..... 98 NO ANSWER..... 99	3RD LAST REPEAT CLIENT AGE..... <input type="text"/> <input type="text"/> DON'T KNOW..... 98 NO ANSWER..... 99
44	Where is he from? Where does he live?	CITY/VILLAGE _____ DISTRICT _____ STATE _____ COUNTRY _____ DON'T KNOW..... 98 NO ANSWER..... 99	CITY/VILLAGE _____ DISTRICT _____ STATE _____ COUNTRY _____ DON'T KNOW..... 98 NO ANSWER..... 99

SECTION-VI: SEX WORK AND CLIENTS

No.	QUESTIONS AND FILTERS	CODING CATEGORIES	CODING CATEGORIES	SKIP
45	What is the marital status of this person?	CURRENTLY MARRIED ..1 SEPARATED2 DIVORCED3 WIDOWED4 NEVER MARRIED5 COHABITING6 DON'T KNOW98 NO ANSWER99	CURRENTLY MARRIED..... 1 SEPARATED..... 2 DIVORCED..... 3 WIDOWED..... 4 NEVER MARRIED..... 5 COHABITING..... 6 DON'T KNOW..... 98 NO ANSWER..... 99	
46	What is his religion?	HINDU1 ISLAM2 CHRISTIAN3 BUDDHIST4 JAIN5 OTHER (SPECIFY) ____97 DON'T KNOW98 NO ANSWER99	HINDU..... 1 ISLAM..... 2 CHRISTIAN..... 3 BUDDHIST..... 4 JAIN..... 5 OTHER (SPECIFY) 97 DON'T KNOW..... 98 NO ANSWER..... 99	

SECTION-VI: SEX WORK AND CLIENTS

No.	QUESTIONS	2 ND LAST REPEAT CLIENT	3 RD LAST REPEAT CLIENT	SKIP
47	How long ago did you have sex with this partner for the first time ?	WEEKS 1 <input type="text"/> MONTHS 2 <input type="text"/> YEARS 3 <input type="text"/> DON'T KNOW 98 NO ANSWER 99	WEEKS 1 <input type="text"/> MONTHS 2 <input type="text"/> YEARS 3 <input type="text"/> DON'T KNOW 98 NO ANSWER 99	
48	How long ago did you have sex with this partner for the last time (most recent sex encounter) ?	DAYS 1 <input type="text"/> WEEKS 2 <input type="text"/> MONTHS 3 <input type="text"/> YEARS 4 <input type="text"/> DON'T KNOW 98 NO ANSWER 99	DAYS 1 <input type="text"/> WEEKS 2 <input type="text"/> MONTHS 3 <input type="text"/> YEARS 4 <input type="text"/> DON'T KNOW 98 NO ANSWER 99	
48A	CHECK Q.47 AND Q.48 AND MARK THE DURATION OF RELATIONSHIP WITH THE PERSON:	MORE THAN 1 MONTH LESS THAN 1 MONTH → Q.50	MORE THAN 1 MONTH LESS THAN 1 MONTH → Q.50	
49	How many times in a normal month do you have sex with this partner?	TIMES PER MONTH <input type="text"/> RECORD "00" IF LESS THAN ONCE A MONTH	TIMES PER MONTH <input type="text"/> RECORD "00" IF LESS THAN ONCE A MONTH	
50	How often are condoms used when you have sex with this repeat client?	NEVER (0%) 1 SOMETIMES (<50%) ... 2 FREQUENTLY (>=50%) . 3 ALWAYS (100%) 4	NEVER (0%) 1 SOMETIMES (<50%) ... 2 FREQUENTLY (>=50%) . 3 ALWAYS (100%) 4	

SECTION-VI: SEX WORK AND CLIENTS

Now I would like to ask you a few questions about the 3 persons with whom you had sex most recently. It may be repetition to you to talk about these last 3 individuals. But it is important for us to collect this information from you. I assure you of the confidentiality of the information collected. Please let me know if you do not want to answer any of these questions.

No.	Questions	MOST RECENT SEX PARTNER (A)	2 ND MOST RECENT SEX PARTNER (B)	3 RD MOST RECENT SEX PARTNER (C)
51	Who was this person?	NEW CLIENT 1 REPEAT CLIENT 2 NON-COMMERCIAL SEX PARTNER 3 COHABITING PARTNER 4 HUSBAND 5 OTHER (SPECIFY) ____ 97	NEW CLIENT..... 1 REPEAT CLIENT.... 2 NON-COMMERCIAL SEX PARTNER..... 3 COHABITING PARTNER 4 HUSBAND..... 5 OTHER (SPECIFY) ____ 97	NEW CLIENT..... 1 REPEAT CLIENT.... 2 NON-COMMERCIAL SEX PARTNER..... 3 COHABITING PARTNER 4 HUSBAND..... 5 OTHER (SPECIFY) ____ 97
52	What type of sex act did you have with this person? MULTIPLE RESPONSES POSSIBLE	VAGINAL A ANAL B ORAL C THIGH D HAND JOB E OTHER (SPECIFY) ____ 97	VAGINAL A ANAL..... B ORAL..... C THIGH..... D HAND JOB..... E OTHER (SPECIFY) ____ 97	VAGINAL A ANAL..... B ORAL..... C THIGH..... D HAND JOB..... E OTHER (SPECIFY) ____ 97
IF MORE THAN ONE TYPE OF SEX ACT MARKED, ASK QUESTIONS 53-56 FOR VAGINAL SEX. IF VAGINAL SEX NOT MARKED, ASK FOR ANAL SEX. IF NEITHER VAGINAL OR ANAL SEX MARKED, ASK FOR ORAL SEX				
53	Was a condom used in that sex act?	YES..... 1 NO..... 0 ↘ Q. 51B	YES..... 1 NO..... 0 ↘ Q. 51C	YES..... 1 NO..... 0 ↘ Sec VII
54	Who put the condom on?	SELF (SEX WORKER) . 1 MAN 2	SELF (SEX WORKER) 1 MAN..... 2	SELF (SEX WORKER) . 1 MAN..... 2
55	Did the condom break in that sex act?	YES 1 NO 2 NO ANSWER 99	YES..... 1 NO..... 2 NO ANSWER..... 99	YES..... 1 NO..... 2 NO ANSWER..... 99
56	Did the condom slip off during that sex act?	YES 1 NO 2 NO ANSWER 99	YES..... 1 NO..... 2 NO ANSWER..... 99	YES..... 1 NO..... 2 NO ANSWER..... 99

SECTION VII: SEX WORK AND MIGRATION

No.	QUESTIONS AND FILTERS	CODING CATEGORIES	SKIP
-----	-----------------------	-------------------	------

1	Which city/village / district / state do you belong to (native place)?	CITY/VILLAGE _____ DISTRICT _____ STATE _____ COUNTRY _____ NO ANSWER.....99	
2	Where do you live now?	CITY/VILLAGE _____ DISTRICT _____ STATE _____ COUNTRY _____ NO ANSWER 99	
3	How long have you lived in this place (place mentioned in Q.2)? RECORD '00' IF <1 YEAR	NUMBER OF YEARS <input type="text"/> <input type="text"/> DON'T KNOW 98 NO ANSWER 99	
3A	CHECK Q.1 and Q.2 AND MARK	NATIVE PLACE SAME AS PLACE OF RESIDENCE 1 → NATIVE PLACE DIFFERENT TO PLACE OF RESIDENCE 2 →	4A 4
4	How often do you return home (native place)?	NUMBER OF TIMES PER YEAR..... <input type="text"/> <input type="text"/> NO ANSWER 99	
4A	CHECK Q.2 AND MARK	LIVES IN PLACE OF INTERVIEW .1 → LIVES ELSEWHERE THAN PLACE OF INTERVIEW 2	8
5	How often do you come here (place of interview) from your place of residence to practise sex work? 'PLACE OF INTERVIEW' IS THE CITY / TOWN / VILLAGE WHERE THE INTERVIEW IS TAKING PLACE, NOT THE DISTRICT /STATE	EVERY DAY 1 ONCE A WEEK 2 MORE THAN ONCE A WEEK 3 FORTNIGHTLY 4 ONCE A MONTH 5 OTHER _____ 97 SPECIFY	
6	How long do you normally stay in this place (PLACE OF INTERVIEW)) when you come for sex work? 'PLACE OF INTERVIEW' IS THE CITY / TOWN / VILLAGE WHERE THE INTERVIEW IS TAKING PLACE, NOT THE DISTRICT /STATE	HOURS 1 <input type="text"/> <input type="text"/> DAYS 2 <input type="text"/> <input type="text"/> WEEKS 3 <input type="text"/> <input type="text"/> MONTHS 4 <input type="text"/> <input type="text"/> YEARS 5 <input type="text"/> <input type="text"/> DON'T KNOW 98 NO ANSWER 99	
7	Where do you normally stay in this place (PLACE OF INTERVIEW) when you come for sex work? 'PLACE OF INTERVIEW' IS THE CITY / TOWN / VILLAGE WHERE THE INTERVIEW IS TAKING PLACE, NOT THE DISTRICT /STATE	BUS STAND 1 LODGE 2 DABHA 3 BROTHEL 4 FRIENDS/RELATIVES HOUSE 5 DO NOT STAY..... 6 OTHER (SPECIFY) _____ 97	

SECTION VII: SEX WORK AND MIGRATION

No.	QUESTIONS AND FILTERS	CODING CATEGORIES	SKIP								
8	<p>For how long have you been doing sex work in this place (PLACE OF INTERVIEW)</p> <p>'PLACE OF INTERVIEW' IS THE CITY / TOWN / VILLAGE WHERE THE INTERVIEW IS TAKING PLACE, NOT THE DISTRICT/ STATE</p>	<p>DAYS 1</p> <p>WEEKS 2</p> <p>MONTHS 3</p> <p>YEARS 4</p> <p>DON'T KNOW 98</p> <p>NO ANSWER 99</p>	<table border="1" data-bbox="1243 344 1367 548"> <tr> <td></td> <td></td> </tr> <tr> <td></td> <td></td> </tr> <tr> <td></td> <td></td> </tr> <tr> <td></td> <td></td> </tr> </table>								
9	<p>How do solicit/get your clients?</p>	<p>INDEPENDENT SOLICITATION 1</p> <p>THROUGH MIDDLEMAN (PIMP/BROKER 2</p> <p>DOES NOT SOLICIT CLIENTS COME DIRECTLY (BROTHEL) 3</p> <p>OVER THE PHONE 4</p> <p>OTHERS (SPECIFY) 5</p>									
10	<p>Where do you solicit/get most of your clients at present in this place</p> <p>DO NOT READ RESPONSES. CIRCLE ONLY ONE RESPONSE.</p> <p>PUBLIC PLACES INCLUDE PARK, STREET, CINEMA HALL, TEMPLE/CHURCH/MOSQUE, BUS STAND, RAILWAY STATION, ETC.</p>	<p>HOME 1</p> <p>RENTED ROOM 2</p> <p>LODGE 3</p> <p>DABHA 4</p> <p>BROTHEL 5</p> <p>BAR/NIGHT CLUB 6</p> <p>VEHICLE 7</p> <p>PUBLIC PLACES 8</p> <p>SOMEONE ELSE'S HOUSE 9</p> <p>OTHER (SPECIFY) 97</p> <p>NO ANSWER.....99</p>									
10A	<p>Are there any other places (other than the places mentioned in Q.10) where you solicit/get clients at present?</p> <p>MULTIPLE RESPONSE POSSIBLE</p>	<p>HOME A</p> <p>RENTED ROOM B</p> <p>LODGE C</p> <p>DABHA D</p> <p>BROTHEL E</p> <p>BAR/NIGHT CLUB F</p> <p>VEHICLE G</p> <p>PUBLIC PLACES H</p> <p>SOMEONE ELSE'S HOUSE I</p> <p>OTHER (SPECIFY) 97</p> <p>NO ANSWER.....99</p>									

SECTION VII: SEX WORK AND MIGRATION

No.	QUESTIONS AND FILTERS	CODING CATEGORIES	SKIP
11	<p>In the past have you ever solicited clients in places other than that (those) mentioned in Q.10 & Q.10A)?</p> <p>DO NOT READ RESPONSES. CIRCLE ALL THE PLACES MENTIONED.</p> <p>PUBLIC PLACES INCLUDE PARK, STREET, CINEMA HALL, TEMPLE/CHURCH/MOSQUE, BUS STAND, RAILWAY STATION, ETC. CIRCLE ONLY ONE ANSWER</p>	<p>NONE, NO OTHER PLACES A HOME B RENTED ROOM C LODGE D DABHA E BROTHEL F BAR/NIGHT CLUB G VEHICLE H PUBLIC PLACES I SOMEONE ELSE'S HOUSE J OTHER (SPECIFY)_____97 NO ANSWER.....99</p>	
12	<p>Where do you normally have sex with your clients at present in this place (PLACE OF INTERVIEW)?</p> <p>'PLACE OF INTERVIEW' IS THE CITY / TOWN / VILLAGE WHERE THE INTERVIEW IS TAKING PLACE, NOT THE DISTRICT /STATE</p> <p>DO NOT READ RESPONSES. CIRCLE ALL THE PLACES MENTIONED.</p> <p>PUBLIC PLACES INCLUDE PARK, STREET, CINEMA HALL, TEMPLE/CHURCH/MOSQUE, BUS STAND, RAILWAY STATION, ETC.</p>	<p>HOME 1 RENTED ROOM 2 LODGE 3 DABHA 4 BROTHEL 5 BAR/NIGHT CLUB 6 VEHICLE 7 PUBLIC PLACES 8 SOMEONE ELSE'S HOUSE 9 OTHER (SPECIFY)_____97 NO ANSWER.....99</p>	

12A	<p>Are there any places (other than the places mentioned in Q.12) where you have sex with clients at present?</p> <p>MULTIPLE RESPONSE POSSIBLE</p>	<p>HOME A RENTED ROOM B LODGE C DABHA D BROTHEL E BAR/NIGHT CLUB F VEHICLE G PUBLIC PLACES H SOMEONE ELSE'S HOUSE I OTHER (SPECIFY) _____ 97 NO ANSWER.....99</p>	
13	<p>In the past have you ever had sex with your clients in places other than that (Those) mentioned in Q.12 & Q.12A)?</p> <p>DO NOT READ RESPONSES. CIRCLE ALL THE PLACES MENTIONED.</p> <p>PUBLIC PLACES INCLUDE PARK, STREET, CINEMA HALL, TEMPLE/CHURCH/MOSQUE, BUS STAND, RAILWAY STATION, ETC. CIRCLE ONLY ONE ANSWER</p>	<p>NONE, NO OTHER PLACES A HOME B RENTED ROOM C LODGE D DABHA E BROTHEL F BAR/NIGHT CLUB G VEHICLE H PUBLIC PLACES I SOMEONE ELSE'S HOUSE J OTHER (SPECIFY) _____ 97 NO ANSWER.....99</p>	

SECTION VII: SEX WORK AND MIGRATION

No.	QUESTIONS AND FILTERS	CODING CATEGORIES	SKIP
14	When you are working in this place (PLACE OF INTERVIEW), how many clients do you normally entertain per working day? 'PLACE OF INTERVIEW' IS THE CITY / TOWN / VILLAGE WHERE THE INTERVIEW IS TAKING PLACE, NOT THE DISTRICT/ STATE	NUMBER <input type="text"/> <input type="text"/> NO ANSWER 99	
15	Do you currently do sex work in any city, village, town other than in this place ((PLACE OF INTERVIEW) 'PLACE OF INTERVIEW' IS THE CITY / TOWN / VILLAGE WHERE THE INTERVIEW IS TAKING PLACE, NOT THE DISTRICT/ STATE	YES 1 NO 0	→ 26

SECTION VII: SEX WORK AND MIGRATION

Please provide the details of the city/town/village where you are <u>currently</u> doing sex work other than in this place ((PLACE OF INTERVIEW) 'PLACE OF INTERVIEW' IS THE CITY / TOWN / VILLAGE WHERE THE INTERVIEW IS TAKING PLACE, NOT THE DISTRICT /STATE

No.	QUESTIONS	PLACE 1	PLACE 2	PLACE 3
16	CITY/TOWN/VILLAGE DISTRICT STATE:	_____ _____ _____	_____ _____ _____	_____ _____ _____
		REFER TO NAME OF PLACE WHEN ASKING Q.17-Q.24	REFER TO NAME OF PLACE WHEN ASKING Q.17-Q.24	REFER TO NAME OF PLACE WHEN ASKING Q.17-Q.24
17	How frequently do you visit this place?	EVERY DAY.....1 ONCE A WEEK.....2 MORE THAN ONCE A WEEK.....3 FORTNIGHTLY.....4 ONCE A MONTH.....5 OTHER, _____ 97 SPECIFY	EVERY DAY.....1 ONCE A WEEK.....2 MORE THAN ONCE A WEEK.....3 FORTNIGHTLY.....4 ONCE A MONTH.....5 OTHER, _____ 97 SPECIFY	EVERY DAY.....1 ONCE A WEEK.....2 MORE THAN ONCE A WEEK.....3 FORTNIGHTLY.....4 ONCE A MONTH.....5 OTHER, _____ 97 SPECIFY
18	How many days in a month do you do sex work in this place?	NUMBER OF DAYS PER MONTH..... <input type="text"/> <input type="text"/>	NUMBER OF DAYS PER MONTH..... <input type="text"/> <input type="text"/>	NUMBER OF DAYS PER MONTH..... <input type="text"/> <input type="text"/>
19	How many clients do you normally have sex with in this place in a working day?	NUMBER OF CLIENTS... <input type="text"/> <input type="text"/>	NUMBER OF CLIENTS... <input type="text"/> <input type="text"/>	NUMBER OF CLIENTS... <input type="text"/> <input type="text"/>

SECTION VII: SEX WORK AND MIGRATION

No.	QUESTIONS AND FILTERS	CODING CATEGORIES		SKIP			
20	How long have you been doing sex work in this place (place mentioned in Q.18)?	<i>DAYS....1</i> WEEKS...2 MONTHS...3 YEARS...4	<input type="checkbox"/> <input type="checkbox"/> <input type="checkbox"/> <input type="checkbox"/> <input type="checkbox"/> <input type="checkbox"/> <input type="checkbox"/> <input type="checkbox"/>	<i>DAYS....1</i> WEEKS...2 MONTHS...3 YEARS...4	<input type="checkbox"/> <input type="checkbox"/> <input type="checkbox"/> <input type="checkbox"/> <input type="checkbox"/> <input type="checkbox"/> <input type="checkbox"/> <input type="checkbox"/>	<i>DAYS....1</i> WEEKS...2 MONTHS...3 YEARS...4	<input type="checkbox"/> <input type="checkbox"/> <input type="checkbox"/> <input type="checkbox"/> <input type="checkbox"/> <input type="checkbox"/> <input type="checkbox"/> <input type="checkbox"/>
21	How long ago was the last time you visited this place (place mentioned in Q.18) to do sex work?	<i>DAYS....1</i> WEEKS...2 MONTHS...3 YEARS...4	<input type="checkbox"/> <input type="checkbox"/> <input type="checkbox"/> <input type="checkbox"/> <input type="checkbox"/> <input type="checkbox"/> <input type="checkbox"/> <input type="checkbox"/>	<i>DAYS...1</i> WEEKS...2 MONTHS...3 YEARS...4	<input type="checkbox"/> <input type="checkbox"/> <input type="checkbox"/> <input type="checkbox"/> <input type="checkbox"/> <input type="checkbox"/> <input type="checkbox"/> <input type="checkbox"/>	<i>DAYS...1</i> WEEKS...2 MONTHS...3 YEARS...4	<input type="checkbox"/> <input type="checkbox"/> <input type="checkbox"/> <input type="checkbox"/> <input type="checkbox"/> <input type="checkbox"/> <input type="checkbox"/> <input type="checkbox"/>

SECTION VII: SEX WORK AND MIGRATION

No.	QUESTIONS	PLACE 1	PLACE 2	PLACE 3
22	What are the main reasons to go to this place to do sex work? PROBE AND RECORD ALL THE RESPONSES MENTIONED	MAINTAIN SECRECY.....A MORE MONEY.....B MORE CLIENTS.....C LESS POLICE HARASSMENT..... .D FAMILY REASON.....E FAMILIAR WITH THIS PLACE..... .F OTHERS _____ 97 (SPECIFY)	MAINTAIN SECRECY.....A MORE MONEY.....B MORE CLIENTS.....C LESS POLICE HARASSMENT..... .D FAMILY REASON.....E FAMILIAR WITH THIS PLACE..... .F OTHERS _____ 97 (SPECIFY)	MAINTAIN SECRECY.....A MORE MONEY.....B MORE CLIENTS.....C LESS POLICE HARASSMENT..... .D FAMILY REASON.....E FAMILIAR WITH THIS PLACE..... .F OTHERS _____ 97 (SPECIFY)
23	Where do you have sex with the clients in this place (place mentioned in Q.18) DO NOT READ RESPONSES RECORD ALL THE PLACES MENTIONED	HOME A RENTED ROOM B LODGE C DABHA D BROTHEL E BAR/NIGHT CLUB . F VEHICLE G PUBLIC PLACE ... H SOMEONE ELSE'S HOUSE I OTHER _____ 97 (SPECIFY)	HOME A RENTED ROOM B LODGE C DABHA D BROTHEL E BAR/NIGHT CLUB . F VEHICLE G PUBLIC PLACE ... H SOMEONE ELSE'S HOUSE I OTHER _____ 97 (SPECIFY)	HOME A RENTED ROOM B LODGE C DABHA D BROTHEL E BAR/NIGHT CLUB . F VEHICLE G PUBLIC PLACE ... H SOMEONE ELSE'S HOUSE I OTHER _____ 97 (SPECIFY)
24	How often are condoms used when you have sex with clients in this place (place mentioned in Q.18)?	NEVER (0%)1 SOMETIMES (<50%) 2 FREQUENTLY (>50%)3 ALWAYS (100%) ...4	NEVER (0%)1 SOMETIMES (<50%) 2 FREQUENTLY (>50%)3 ALWAYS (100%) ...4	NEVER (0%)1 SOMETIMES (<50%) 2 FREQUENTLY (>50%)3 ALWAYS (100%) ...4

No.	QUESTIONS AND FILTERS	CODING CATEGORIES	SKIP
25	<p>Other than this place (PLACE OF INTERVIEW) and the place/s that you just told me about, were there any other places where you practiced sex work in the past?</p> <p>'PLACE OF INTERVIEW' IS THE CITY / TOWN / VILLAGE WHERE THE INTERVIEW IS TAKING PLACE, NOT THE DISTRICT/ STATE</p> <p>NB: PAST PLACES ARE THE PLACES WHERE THE RESPONDENT IS NOT CURRENTLY DOING SEX WORK</p>	<p>YES..... 1</p> <p>NO..... 0</p>	<p>→ 27</p> <p>→ SEC VIII</p>
26	<p>Other than this place (PLACE OF INTERVIEW) were there any other places where you practiced sex work in the past?</p> <p>'PLACE OF INTERVIEW' IS THE CITY / TOWN / VILLAGE WHERE THE INTERVIEW IS TAKING PLACE, NOT THE DISTRICT /STATE</p> <p>NB: PAST PLACES ARE THE PLACES WHERE THE RESPONDENT IS NOT CURRENTLY DOING SEX WORK</p>	<p>YES..... 1</p> <p>NO..... 0</p>	<p>→ SEC VIII</p>

SECTION VII: SEX WORK AND MIGRATION

Please give the details of places where you practiced sex work previously.				
No.	QUESTIONS	PLACE 1	PLACE 2	PLACE 3
27	CITY/TOWN/VILLAGE: DISTRICT: STATE:	_____ _____	_____ _____	_____ _____
28	Were you living in that place (PLACE MENTIONED IN Q.27) when you were doing sex work there?	YES.....1 → 30 NO.....0	YES.....1 → 30 NO.....0	YES.....1 → 30 NO.....0
29	Where were you living at that time? CITY/TOWN/VILLAGE: DISTRICT: STATE:	_____ _____ _____	_____ _____ _____	_____ _____ _____
30	On an average how many days in a month did you do sex work there (PLACE MENTIONED IN Q.27)?	<input type="text"/> <input type="text"/>	<input type="text"/> <input type="text"/>	<input type="text"/> <input type="text"/>
		REFER TO NAME OF PLACE WHEN ASKING Q.31-36	REFER TO NAME OF PLACE WHEN ASKING Q.31-36	REFER TO NAME OF PLACE WHEN ASKING Q.31-36
31	How long ago did you start doing sex work in that place (PLACE MENTIONED IN Q.27)?	MONTHS. 1 <input type="text"/> <input type="text"/> YEARS... 2 <input type="text"/> <input type="text"/>	MONTHS. 1 <input type="text"/> <input type="text"/> YEARS... 2 <input type="text"/> <input type="text"/>	MONTHS. 1 <input type="text"/> <input type="text"/> YEARS... 2 <input type="text"/> <input type="text"/>
32	How many clients did you have sex with in a working day at that place (PLACE MENTIONED IN Q.27)?	<input type="text"/> <input type="text"/>	<input type="text"/> <input type="text"/>	<input type="text"/> <input type="text"/>

SECTION VII: SEX WORK AND MIGRATION

No.	QUESTIONS AND FILTERS	CODING CATEGORIES	CODING CATEGORIES	CODING CATEGORIES
33	How often were condoms used when you had sex with clients in that place (PLACE MENTIONED IN Q.27)?	NEVER.....1 SOMETIMES....2 FREQUENTLY...3 ALWAYS.....4	NEVER.....1 SOMETIMES....2 FREQUENTLY...3 ALWAYS.....4	NEVER.....1 SOMETIMES....2 FREQUENTLY...3 ALWAYS.....4
34	Where did you have sex with the clients in that places (PLACE MENTIONED IN Q.27)?	HOME.....A RENTED ROOM B LODGE.....C DABHA.....D BROTHEL....E BAR/NIGHT CLUB.....F VEHICLE....G PUBLIC PLACE..H SOMEONE ELSE'S HOUSE.....I OTHER _____97 (SPECIFY)	HOME.....A RENTED ROOM.B LODGE.....C DABHA.....D BROTHEL....E BAR/NIGHT CLUB.F VEHICLE.....G PUBLIC PLACE ..H SOMEONE ELSE'S HOUSE.....I OTHER _____97 (SPECIFY)	HOME.....A RENTED ROOM B LODGE.....C DABHA.....D BROTHEL....E BAR/NIGHT CLUB.F VEHICLE....G PUBLIC PLACE ..H SOMEONE ELSE'S HOUSE.....I OTHER _____97 (SPECIFY)
35	What are the main reasons why you stopped doing sex work in that place (PLACE MENTIONED IN Q.27)? PROBE AND RECORD ALL THE RESPONSES MENTIONED.	FEAR OF HIV/AIDS....A ILLNESS.....B LESS MONEY.....C LESS CLIENTS..D POLICE HARASSMENT....E HARASSMENT FROM GATE KEEPERS....F HARRASEMENT FROM CLIENTS.....G FAMILY REASON.....H LANGUAGE.....I OTHERS (SPECIFY) _____97	FEAR OF HIV/AIDS....A ILLNESS.....B LESS MONEY.....C LESS CLIENTS.....D POLICE HARASSMENT....E HARASSMENT FROM GATE KEEPERS....F HARRASEMENT FROM CLIENTS.....G FAMILY REASON.....H LANGUAGE.....I OTHERS (SPECIFY) _____97	FEAR OF HIV/AIDS.....A ILLNESS.....B LESS MONEY.....C LESS CLIENTS.....D POLICE HARASSMENT....E HARASSMENT FROM GATE KEEPERS....F HARRASEMENT FROM CLIENTS.....G FAMILY REASON.....H LANGUAGE.....I OTHERS (SPECIFY) _____97

SECTION VIII: RISK PERCEPTION

No.	QUESTIONS AND FILTERS	CODING CATEGORIES	SKIP
-----	-----------------------	-------------------	------

1	<p>Now I would like to ask you a few questions related to HIV. I assure you of the confidentiality of the information collected. Please let me know if you do not want to answer any of these questions.</p> <p>How long have you known about HIV/AIDS?</p> <p>RECORD IN DAYS IF LESS THAN A WEEK. RECORD IN WEEKS IF LESS THAN A MONTH. RECORD IN MONTHS IF MORE THAN A MONTH BUT LESS THAN A YEAR. RECORD IN YEARS IF MORE THAN 12 MONTHS.</p>	<p>DAYS 1</p> <p>WEEKS 2</p> <p>MONTHS 3</p> <p>YEARS 4</p>	<table border="1"> <tr><td></td><td></td></tr> <tr><td></td><td></td></tr> <tr><td></td><td></td></tr> <tr><td></td><td></td></tr> </table>									
2	<p>Do you yourself feel you are at risk of being infected with HIV?</p>	<p>YES 1</p> <p>NO 0</p> <p>DON'T KNOW 98</p> <p>NO ANSWER 99</p>										
3	<p>Have you ever taken an HIV/ AIDS test?</p>	<p>YES 1</p> <p>NO 0</p> <p>NO ANSWER 99</p>	<p>} SecIX</p>									
4	<p>How many times have you undergone HIV testing?</p>	<p>NUMBER <table border="1"><tr><td></td><td></td></tr></table></p> <p>NO ANSWER 99</p>			<table border="1"> <tr><td></td><td></td></tr> </table>							
5	<p>Do you know your HIV status?</p>	<p>YES 1</p> <p>NO 0</p> <p>NO ANSWER 99</p>										

SECTION IX: INFORMATION ON INJECTION AND TRANSFUSION HISTORY AND DRUG USE

No.	QUESTIONS AND FILTERS	CODING CATEGORIES	SKIP
1	Have you received, in the last 6 months, any injection from a medical doctor, nurse, RMP or traditional medical practitioner? If yes how many times?	NUMBER OF INJECTIONS RECEIVED <input type="text"/> <input type="text"/> IF NO INJECTIONS RECEIVED IN THE LAST 6 MONTHS, CODE '00' AND SKIP TO Q5	
2	From which of these types of practitioners did you receive these injections? READ RESPONSE CATEGORIES AND MARK ALL THAT ARE MENTIONED.	MEDICAL DOCTOR A NURSE B RMP C TRADITIONAL MEDICAL PRACTITIONER D OTHER _____ 97 (SPECIFY) NO ANSWER 99	
3	Normally when you get injections, what kind of syringes are used?	ALWAYS DISPOSABLE.....1 ALWAYS NON DISPOSABLE.....2 SOMETIMES DISPOSABLE & NON DISPOSABLE.....3 DON'T KNOW.....98	
4	The last time you received an injection, what was it for? DO NOT READ OUT RESPONSES. PROBE FOR HIV/AIDS. CIRCLE ONLY ONE RESPONSE	WEAKNESS/ANAEMIA 1 HEART DISEASE 2 DIABETES 3 OTHER CHRONIC ILLNESS 4 BODY ACHE 5 FEVER/INFECTION 6 HIV/AIDS 7 OTHER _____ 97 (SPECIFY) NO ANSWER 99	
5	Do you take / receive penicillin injections? If yes, how many times did you receive a penicillin injection in the last 6 months?	NUMBER OF INJECTIONS RECEIVED <input type="text"/> <input type="text"/> IF NO PENICILLIN INJECTIONS RECEIVED IN THE LAST 6 MONTHS, CODE '00' AND SKIP TO Q 7	
6	What do you take / receive penicillin injections for?	WHEN I GET SICK (SPECIFY SICKNESS).....1 OTHER (SPECIFY) 2	
7	Have you ever received a blood transfusion at any time in your life? For e.g. a surgery, treatment after accident, or otherwise.	YES 1 NO 0 DON'T REMEMBER 98 NO ANSWER 99	

SECTION IX: INFORMATION ON INJECTION AND TRANSFUSION HISTORY AND DRUG USE

No.	QUESTIONS AND FILTERS	CODING CATEGORIES	SKIP
8	Have you ever donated / given / sold blood in your life?	YES 1 NO 0 DON'T REMEMBER 98 NO ANSWER 99	
9	Some people like to inject drugs/narcotics (like heroin) for fun or to get high. Now I would like to ask you a few questions regarding injecting drugs. I assure you of the confidentiality of the information collected. Please let me know if you do not want to answer any of these questions. Have you ever taken drugs for fun or to get high?	YES 1 NO 0 →	SecX
10	Have you ever injected illicit drugs?	YES 1 NO 0 →	SecX

SECTION IX: INFORMATION ON INJECTION AND TRANSFUSION HISTORY AND DRUG USE

No.	QUESTIONS AND FILTERS	CODING CATEGORIES	SKIP
11	For how long have you been injecting drugs?	MONTHS 1 <input type="text"/> <input type="text"/> YEARS 2 <input type="text"/> <input type="text"/>	
12	How long ago was the last time you injected drugs?	DAYS 1 <input type="text"/> <input type="text"/> WEEKS 2 <input type="text"/> <input type="text"/> MONTHS 3 <input type="text"/> <input type="text"/> YEARS 4 <input type="text"/> <input type="text"/>	
13	Do you normally inject in a group or alone?	IN GROUP 1 ALONE 2 →	SecX
14	With whom do you usually inject drugs?	SEX WORKER FRIENDS A CLIENTS B NON COMMERCIAL PARTNER C REPEAT CLIENT D STRANGERS E OTHERS _____ 97 (SPECIFY)	
15	Have you shared needles/syringes (i.e., used a needle/syringe that had already been used by somebody else to inject drugs) when injecting drugs in the last year ?	YES 1 NO 0 NO ANSWER 99	
16	Out of the last 10 times that you injected drugs, how many times did you share needles/syringes?	NUMBER..... <input type="text"/> <input type="text"/>	

SECTION X: INTERVENTION EXPOSURE

No.	QUESTIONS AND FILTERS	CODING CATEGORIES	SKIP
-----	-----------------------	-------------------	------

1	<p>Now I would like to ask you a few questions regarding the HIV prevention program in your district. I assure you of the confidentiality of the information provided. Please let me know if you do not want to answer any of these questions.</p> <p>Are you aware of any NGOs or programmes working with prevention of HIV/AIDS among sex workers in your area?</p>	YES1 NO0	→ END								
2	<p>What are the names of these NGOs/Programmes?</p> <p><i>CODE MULTIPLE RESPONSES</i></p>	KOTTAPETA MAHILA MANDALA ABHUYUDAYA MAHILA MANDALB NEEDSC GRAMASIRID									
3	<p>From which NGO/programme do you mainly access services?</p>	KOTTAPETA MAHILA MANDAL1 ABHUYUDAYA MAHILA MANDAL2 NEEDS3 GRAMASIRI4 NONE5	→ END								
3A	<p>CHECK Q.3 AND ASK QUESTIONS 4-18 NAMING THE PROGRAMME MARKED IN Q.3</p>										
4	<p>How long ago was the first time you were contacted by workers from [NGO MARKED IN Q.3]?</p>	DAYS.....1 WEEKS.....2 MONTHS.....3 YEARS.....4	<table border="1" style="margin-left: auto; margin-right: auto;"> <tr><td style="width: 20px; height: 20px;"></td><td style="width: 20px; height: 20px;"></td></tr> <tr><td style="width: 20px; height: 20px;"></td><td style="width: 20px; height: 20px;"></td></tr> <tr><td style="width: 20px; height: 20px;"></td><td style="width: 20px; height: 20px;"></td></tr> <tr><td style="width: 20px; height: 20px;"></td><td style="width: 20px; height: 20px;"></td></tr> </table>								
5	<p>How many times in the past one month were you contacted in the field by a PE/NGO worker from [NGO MARKED IN Q.3] to give you information?</p>	NUMBER:.....	<table border="1" style="margin-left: auto; margin-right: auto;"> <tr><td style="width: 20px; height: 20px;"></td><td style="width: 20px; height: 20px;"></td></tr> </table>								

SECTION X: INTERVENTION EXPOSURE

No.	QUESTIONS AND FILTERS	CODING CATEGORIES	SKIP
6	Have you ever been given condoms by a PE/NGO worker from [NGO MARKED IN Q.3]?	YES 1 NO 0	→ Q9
7	How many times in the last month were you given condoms by a PE/NGO worker from [NGO MARKED IN Q.3]?	NUMBER TIMES..... <input type="text"/> <input type="text"/>	
8	How many condoms were you given the last (most recent) time you were given them by a PE/NGO worker from [NGO MARKED IN Q.3]?	NUMBER OF CONDOMS <input type="text"/> <input type="text"/> <input type="text"/>	

SECTION X: INTERVENTION EXPOSURE

No.	QUESTIONS AND FILTERS	CODING CATEGORIES	SKIP
15	How many times have you visited this clinic (these clinics) to see the doctor in the last three months ? CODE '00' (ZERO) IF THE RESPONDENT HAS NEVER VISITED THE CLINIC.	NUMBER:..... <input type="text"/> <input type="text"/>	
16	How many times have you visited this clinic (these clinics) for problems like abnormal/white vaginal discharge or genital ulcers or lower abdominal pain in the last three months ?	NUMBER:..... <input type="text"/> <input type="text"/>	
17	Have you ever received a grey packet with 4 tablets (SHOW THE PACKET) at the clinic?	YES 1 NO 0 →	18
18	How many grey packets with 4 tablets (SHOW THE PACKET) have you received in the last YEAR (OR SINCE YOU KNEW ABOUT THE CLINIC IF LESS THAN ONE YEAR) ? CODE '00' (ZERO) IF THE RESPONDENT HAS NOT RECEIVED GREY PACK.	NUMBER:..... <input type="text"/> <input type="text"/>	
19	Are you a peer / paid worker of [NGO MARKED IN Q.3]?	YES 1 NO 0 NO ANSWER 99	
20	Are you an unpaid volunteer for [NGO MARKED IN Q.3]?	YES 1 NO 0 NO ANSWER 99	

SECTION X: INTERVENTION EXPOSURE

No.	QUESTIONS AND FILTERS	CODING CATEGORIES	SKIP
21	Have you visited the drop-in centre run by [NGO MARKED IN Q3]?	YES 1 NO 0 DON'T KNOW 98 NO ANSWER 99	
22	Have you attended literacy classes for sex workers organized by [NGO MARKED IN Q3]?	YES 1 NO 0 DON'T KNOW 98 NO ANSWER 99	
23	In the last three months , have you received any types of services from any other NGOs working with HIV/AIDS prevention among sex workers in your area, besides [NGO MARKED IN Q.3]? If yes, what are the names of those NGOs?	NONE A KOTTAPETA MAHILA MANDAL B ABHUYUDAYA MAHILA MANDAL C NEEDS D GRAMASIRI E OTHER _____ 97 (SPECIFY)	→ Q25
24	What are the services that you received from these NGO(s) / programme(s) in the last three months ?	CONDOMS A HIV EDUCATION B HEALTH CHECK UP C FREE MEDICINE FOR STIs D FREE MEDICINE FOR GENERAL HEALTH PROBLEMS E MEMBERSHIP IN SHG F TRAININGS/MEETINGS G REFERRAL TO VCTC H OTHERS (SPECIFY) _____ 97	
25	Where (which hospital / clinic) do you mostly go for health related problems? CIRCLE ONLY ONE RESPONSE CATEGORY	GOVT HOSPITAL / CLINIC.....1 PRIVATE HOSPITAL / CLINIC...2 BOTH PRIVATE AND GOVT.....3 NGO CLINIC.....4 OTHERS (SPECIFY) _____ 97	
26	In the last three months , have you visited a doctor in a private or government clinic or hospital for a check-up or for STI treatment? MULTIPLE RESPONSES POSSIBLE	NO A YES, PRIVATE CLINIC B YES, GOVERNMENT CLINIC C OTHER _____ 97 (SPECIFY)	

SECTION X: INTERVENTION EXPOSURE

No.	QUESTIONS AND FILTERS	CODING CATEGORIES	SKIP
27	Have you ever had an abortion (terminated a pregnancy) in your life? If yes, How many times?	NUMBER:..... <input type="text"/> <input type="text"/> CODE '00' IF NEVER TERMINATED A	

		PREGNANCY									
28	How long ago was the last time you terminated a pregnancy?	MONTHS 1 <table border="1" style="display: inline-table; vertical-align: middle;"> <tr><td> </td><td> </td></tr> <tr><td> </td><td> </td></tr> </table> YEARS 2 <table border="1" style="display: inline-table; vertical-align: middle;"> <tr><td> </td><td> </td></tr> <tr><td> </td><td> </td></tr> </table> CODE '00' MONTHS IF LESS THAN A MONTH AGO									
29	The last time you terminated a pregnancy, where did you go to have it performed?	GOVT HOSPITAL 1 PRIVATE HOSPITAL 2 LOCAL PRACTITIONER 3 OTHER (SPECIFY 97									
The interview ends here. Thank you very much for your time, and for providing the information. I assure you again that none of the information you have given us will be shared with anyone else, and your responses will remain completely anonymous.											
INTERVIEWER OBSERVATIONS											

**CONFIDENTIAL:
FOR RESEARCH
PURPOSES ONLY**

**Centre for Media Studies, Hyderabad
Centre hospitalier affilié universitaire de Québec (CHA),
University of Manitoba, Winnipeg,
Canada**

**Special behavioural surveys of core and bridging groups for HIV
infection in selected Indian districts**

**Informal Confidential Voting Interview Questionnaire for Female
Sex Workers**

GUNTUR

SECTION I: INTERVIEW INFORMATION

Study number.....

PSU Name and code_____

City/Town/Village_____

District_____

Type of PSU (Home=1, Brothel=2, Lodge=3, Dabha=4, Public Place=5)

Name of the NGO intervening at the site (Kottapeta Mahila Mandal...1,
Abhudaya mahila Mandal....2, NEEDS....3 Gramasiri.....4;
Site without any intervention=5).....

Date of interview: DAY MONTH YEAR

Name and code of interviewer: _____

Participation in the IBBA study that took place in this district (YES=1; NO=0)..

Participation in the IBBA study that took place in other districts (YES=1; NO=0)..

In which district did you participate in IBBA? _____

Participation in SBS in this district YES....1 STOP →
NO0

Participation in SBS in KARNATAKA? YES.....1 STOP →
NO=0.....PROCEED WITH CONCENT

Consented for interview (YES=1, NO=0).....

Result of interview: (Interview completed=1, Interview partially completed=2,
Respondent refused to take part=3, Respondent was a duplicate=4).....

Language of the interview: _____

Time interview started: Time Interview ended

SECTION II: EDITING AND DATA ENTRY

Name and code of Supervisor: _____

Date of scrutinizing the questionnaire: DAY MONTH YEAR

Signature of Supervisor: _____

Name and code of data entry person: _____

Date of data entry: DAY MONTH YEAR

Signature of data entry person: _____

Name and code of data entry person (2): _____

Date of re-data entry: DAY MONTH YEAR

Signature of data entry person (2): _____

Data entry checked by: _____

Date of data entry checked: DAY MONTH YEAR

Signature of person who checked data entry: _____

SECTION III: SOCIO- DEMOGRAPHIC CHARACTERISTICS

No.	QUESTIONS AND FILTERS	CODING CATEGORIES	SKIP
-----	-----------------------	-------------------	------

1	How old are you?	AGE IN COMPLETED YEARS... DON'T KNOW.....98	
2	Can you read and write?	YES.....1 NO.....0	4
3	What is the highest grade you have completed?	GRADE.....	
4	What is your current marital status?	NEVER MARRIED, LIVING ALONE1 NEVER MARRIED, LIVING WITH PARTNER.....2 MARRIED, LIVING WITH SPOUSE3 MARRIED, LIVING WITH PARTNER OTHER THAN SPOUSE.....4 MARRIED, LIVING ALONE.....5 SEPARATED/DIVORCED, LIVING ALONE.....6 SEPARATED/DIVORCED, LIVING WITH PARTNER.....7 WIDOWED, LIVING ALONE.....8 WIDOWED, LIVING WITH PARTNER.....9 DEVADASI.....10 OTHER_____97 (SPECIFY)	
5	Are you using any family planning methods? IF YES: What are those? DO NOT READ RESPONSES. CIRCLE 1 FOR METHODS MENTIONED. CIRCLE 0 FOR METHODS NOT MENTIONED.	YES NO A. NOT USING1 0 B. PILL.....1 0 C. CONDOM/NIRODH.....1 0 D. LOOP/COPPER T.....1 0 E. FEMALE STERILIZATION..1 0 F. MALE STERILIZATION....1 0 G. RHYTHM/SAFE PERIOD....1 0 H. WITHDRAWAL.....1 0 I. OTHER_____97 (SPECIFY) J. DON'T KNOW.....98 K. NO ANSWER.....99	
6	How old were you when you first started doing sex work?	AGE AT START OF SEX WORK	

No.	QUESTIONS AND FILTERS	CODING CATEGORIES	SKIP
7	<p>Where do you solicit/get your clients at present? DO NOT READ RESPONSES. CIRCLE ALL THE PLACES MENTIONED. PUBLIC PLACES INCLUDE PARK, STREET, CINEMA HALL, TEMPLE/CHURCH/MOSQUE, BUS STAND, RAILWAY STATION, ETC.</p>	<p>HOME.....A RENTED ROOM.....B LODGE.....C DABHA.....D BROTHEL.....E BAR/NIGHT CLUB.....F VEHICLE.....G PUBLIC PLACES.....H SOMEONE ELSE'S HOUSE.....I OTHER _____ 97 (SPECIFY) NO ANSWER.....99</p>	
8	<p>Where do you have sex with your clients at present? DO NOT READ RESPONSES. CIRCLE ALL THE PLACES MENTIONED. PUBLIC PLACES INCLUDE PARK, STREET, CINEMA HALL, TEMPLE/CHURCH/MOSQUE, BUS STAND, RAILWAY STATION, ETC.</p>	<p>HOME.....A RENTED ROOM.....B LODGE.....C DABHA.....D BROTHEL.....E BAR/NIGHT CLUB.....F VEHICLE.....G PUBLIC PLACES.....H SOMEONE ELSE'S HOUSE.....I OTHER _____ 97 (SPECIFY) NO ANSWER.....99</p>	
9	<p>In the last year, with how many men have you had sex with only once without exchanging money? RECORD ONLY CASUAL SEX PARTNERS. EXCLUDE LOVER/HUSBAND/COHABITING PARTNER.</p>	<p>NUMBER.....</p>	

Guntur ICVI questions

	ICVI questions
1	In the past one year , were you ever beaten or otherwise physically forced to have sexual intercourse with someone even though you didn't want to?
2	In the past month have you had the experience of a condom breaking while it is being used?
3	When you last used the condom, did the condom break?
4	Do you normally drink alcohol?
5	Have you ever-injected narcotics?
6	With how many clients did you have sex on the last working day ?
7	How many of these clients did NOT use a condom when they had sexual intercourse with you?
8	Did the client you last had sex with, use a condom?
9	How many regular (repeat) clients do you currently have?
10	Did the regular (repeat) client you last had sex with use condom at that time?
11	Have you ever had anal sex with any man?
12	Did the man you last had anal sex with used condom at that time?
13	Do your new/occasional clients ever asked you to have anal intercourse with him?
14	How many of your new/occasional clients per month ask you far anal intercourse?
15	Was a condom used last time you has anal intercourse with new/occasional client?
16	Do you have a husband/cohabiting partner ?
17	The last 10 time you had sex with this partner, how many times was a condom used?
18	Have you had any other non-paying partner in the past year (other than the Husband/cohabiting partner we just talked about)?
19	The last time you had sexual intercourse with one of these partners, did he use a condom?
20	Do you use condoms with all the men (include clients, lovers, husbands etc) every time you have sex with them?